

# 90mm Dia Ring Light Blue

See More by [CCS](#)



CCS High-Angle LED Ring Lights

Stock **#21-785** **1 In Stock**

- 1 + £1,596.<sup>00</sup>

**ADD TO CART**

Volume Pricing	
Qty 1+	£1,596.00 each
Need More?	<a href="#">Request Quote</a>

ⓘ Prices shown are exclusive of VAT/local taxes

## Product Downloads

### General

LDR2-90BL2 **Model Number:**

LED Illuminator **Type of Illumination:**

CCS **Manufacturer:**

High-Angle Ring Light **Geometry:**

Constant **Illumination Mode:**

## Physical & Mechanical Properties

OD: 90, ID: 50, Height: 20 **Dimensions (mm):**

170 **Weight (g):**

## Optical Properties

Blue **Color:**

470 **Wavelength (nm):**

## Electrical

14 **Power Consumption (W):**

## Hardware & Interface Connectivity

24 **Input Voltage (V):**

**Power Supply:**  
Power Supply Required and Sold Separately.  
USA: [#73-491](#)  
Europe: [#73-491](#)  
Japan: [#89-513](#)  
Korea: [#33-773](#)  
China: [#73-491](#)

## Regulatory Compliance

[Exempt](#) **RoHS 2015:**

[Contains SVHC\(s\)](#) **Reach 224:**

[View](#) **Certificate of Conformance:**

## Product Details

- High-Angle, Direct Lighting for Uniform Intensity
- Designed for Constant Output Power for Prolonged Use
- Ideal for Brightfield Illumination

CCS High-Angle LED Ring Lights provide illumination at a high angle of incidence for brightfield imaging applications. High density LED mounting and a flexible circuit board ensures uniform illumination intensity across all sizes of ring lights. These high-angle LED ring lights are designed to maintain constant output power over prolonged periods. CCS High-Angle LED Ring Lights alleviate the influence of slight differences in position or inclination of a sample for stable imaging and are ideal for industrial and manufacturing applications.

[3D-Printable Mount Files](#)



Ring Light Configuration

[Download Now](#)

Designed for use with the [Articulating Arm Mounting Systems](#), these 3D-printed mounts allow easy positioning of lights in brightfield or darkfield setups. The design is based on mounting illumination to ¼-20" breadboards or into 80/20 extrusion systems, but can be adapted based on user needs. Mounts are available for ring, bar, line, and inline spot lights.



**Application Note**

Illumination Mounts for Machine Vision Applications

[Read](#)




**Video**

Assembly of 3D Printed Mounts for Common Illumination Geometries

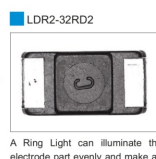
[Watch](#)

## Technical Information

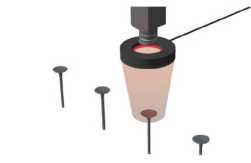
### Imaging Example: Imaging Electrodes of Electronic Parts



Description	Visual inspection
Workpiece	Electronic parts
Conventional lighting	LED Bar Light
New lighting	LDR2-32RD2
Result	Improved uniformity



### Imaging Example: Imaging Text on Intake Valves



Description	Character recognition
Workpiece	Intake valves (automobile parts)
Conventional lighting	LED Ring Light
New lighting	LDR2-50RD2
Result	Emphasized characters

Workpiece image



Intake valves

LED Ring Light



It's difficult to clearly recognize the text due to the inner indentation.

LDR2-50RD2



Allows for image that makes the character edges stand out.