

[See all 97 Products in Family](#)

**TECHSPEC® 6mm FL f/4, Blue Series M12 Lens**



6mm FL Blue Series M12 Lens



Stock #38-012 **12 In Stock**

1 **£63<sup>00</sup>**

**ADD TO CART**

Volume Pricing

Qty 1-49	£63.00 each
Qty 50+	£50.00 each
Need More?	<a href="#">Request Quote</a>

! Prices shown are exclusive of VAT/local taxes

Product Downloads

**General**

Blue Series **Product Family:**

M12 Imaging Lens **Type:**

**IR Cut Filter:**

No

**Imaging Lens Type:**

High Performance M12 Lens

### Physical & Mechanical Properties

**Iris Option:**

Fixed

**Length (mm):**

14.50

**Maximum Diameter (mm):**

14

**Outer Diameter (mm):**

14

**Weight (g):**

4

### Optical Properties

**Horizontal Field of View @ Max Sensor Format:**

47.9°

**Field of View at Max Sensor Format:**

Horizontal: 135mm - 47.9°

Vertical: 97.8mm - 35.6°

Diagonal: 177.3mm - 60.7°

**Horizontal Field of View, 1/3" Sensor:**

134.9mm - 48.0°

**Horizontal Field of View, 1/4" Sensor:**

97.7mm - 35.7°

**Maximum Image Circle (mm):**

6.00

**Numerical Aperture NA, Object Side:**

0.0047

**Number of Elements (Groups):**

6(5)

**Wavelength Range (nm):**

400 - 700

**Focal Length FL (mm):**

6.00

**Working Distance (mm):**

150 - ∞

**Aperture (f/#):**

f/4

**Distortion (%):**

-12.17 @ Full Field

**Back Focal Length BFL (mm):**

6.9 - 6.8

**Coating Specification:**

M4 MgF<sub>2</sub> @ 550nm

**Entrance Pupil Position (mm):**

3.12

**Object Space Principal Plane (mm):**

6.98

**Image Space Principal Plane (mm):**

2.31

**Maximum Distortion (%):**

-12.17

**Exit Pupil Position (mm):**

-9.11

**Lens Wavelength Range:**

VIS

### Sensor

**Maximum Sensor Format:**

1/3"

**Pixel Size (µm):**

1.40

### Threading & Mounting

**Filter Thread:**

N/A

**Mount:**

S-Mount (M12 x 0.5)

### Regulatory Compliance

**RoHS 2015:**

Compliant

## Product Details

- Up to 1/2", S-Mount Lens
- Up to 5 MegaPixels, 1.4µm Pixel Size Sensors
- High Resolution Board Camera Lens Optimized for Close WD
- 2mm to 35mm Focal Length
- **Ruggedized Designs** Also Available

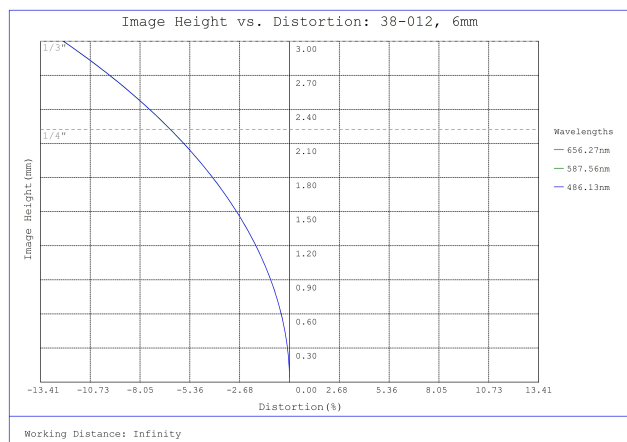
TECHSPEC® Blue Series M12 Lenses feature high resolution performance, along with the same great versatility of our **TECHSPEC® Green Series M12 Lenses**. Each lens consists of several precision glass elements mounted in a compact, aluminum housing. These lenses can connect to C-Mount cameras using the M12 x 0.5 Adapter for C-Mount Cameras (**#53-675**) or the M12 x 0.5 C-Mount Adapter with Rubber O-Ring (**#59-241**) for vibration-sensitive environments. TECHSPEC® Blue Series M12 Lenses are ideal for automotive, industrial, and medical imaging application. Prescription data is available by submitting a [Request for Prescription Form](#).

**Note:** Compatible **TECHSPEC® M12 Imaging Lens Accessories** available.

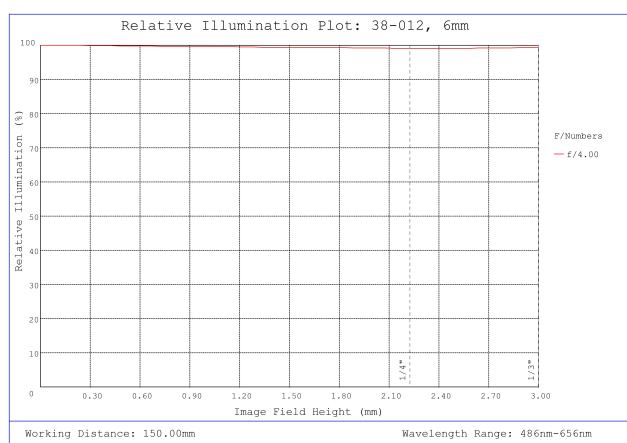
Edmund Optics has created multiple product families of our TECHSPEC® M12 S-Mount Lenses, which are designed to provide high resolution. These high performance lenses feature precision glass designs in a metal housing and have optimized specifications between each product family to meet your application needs.

- **Blue Series M12 Lenses:** High resolution finite conjugate designs optimized for machine vision working distances.
- **Rugged Blue Series M12 Lenses:** **Stabilized ruggedization** versions of our Blue Series M12 Lenses, utilizing the same optics.
- **Green Series M12 Lenses:** Finite conjugate designs optimized for machine vision working distances.
- **Red Series M12 Lenses:** Infinite conjugate designs optimized for high resolution performance out to infinity.
- **HEO Series M12 Lenses:** Harsh Environment Optics (HEO) sealed versions of our Red Series M12 Lenses.
- **Liquid Lens M12 Lenses:** Integrated liquid lens for fast electronic focus.

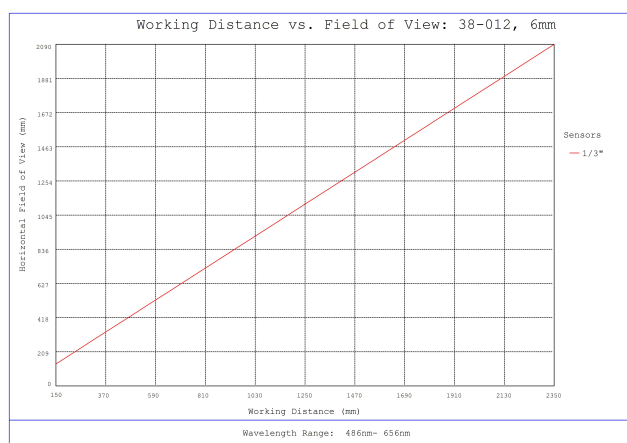
## Technical Information



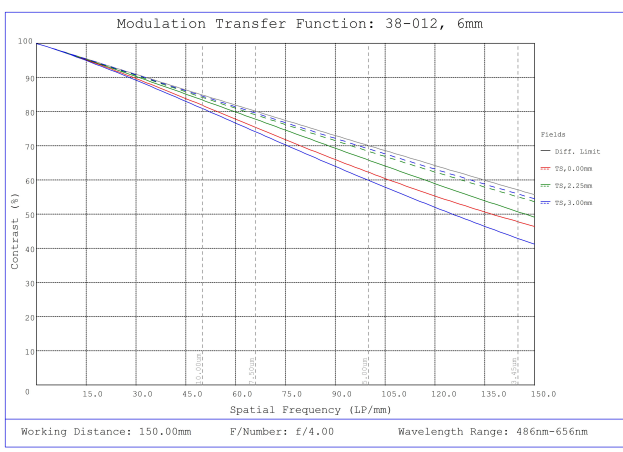
#38-012, 6mm FL f/4, Blue Series M12 Lens, Distortion Plot



#38-012, 6mm FL f/4, Blue Series M12 Lens, Relative Illumination Plot



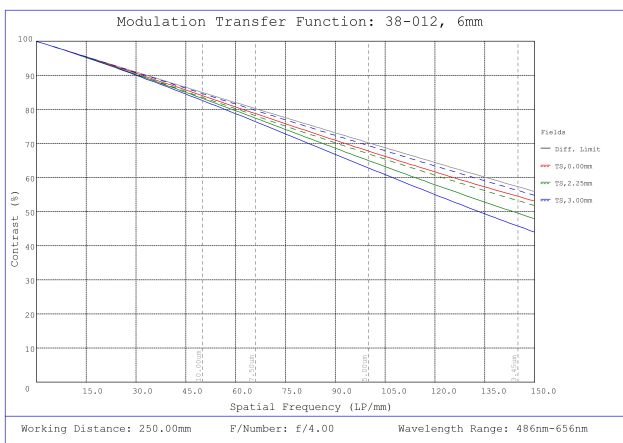
#38-012, 6mm FL f/4, Blue Series M12 Lens, Working Distance versus Field of View Plot



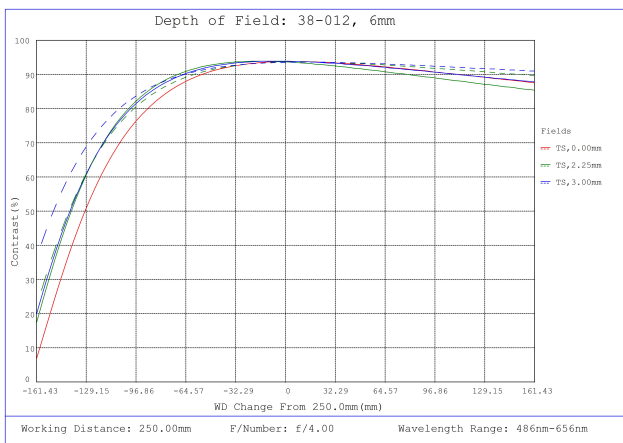
#38-012, 6mm FL f/4, Blue Series M12 Lens, Modulated Transfer Function (MTF) Plot, 150mm Working Distance, f4



#38-012, 6mm FL f/4, Blue Series M12 Lens, Depth of Field Plot, 150mm Working Distance, f4



#38-012, 6mm FL f/4, Blue Series M12 Lens, Modulated Transfer Function (MTF) Plot, 250mm Working Distance, f4



#38-012, 6mm FL f/4, Blue Series M12 Lens, Depth of Field Plot, 250mm Working Distance, f4

Focal Length	A	B	C*	D
2.0mm	18.0mm	21.7mm	2.26mm	4.75mm
3.0mm	14.0mm	17.1mm	4.8 - 4.7mm	5.8mm
4.0mm	14.0mm	19.7mm	6.1 - 6.0mm	4.4mm
5.0mm	14.0mm	14.6mm	4.0 - 3.9mm	3.7mm
6.0mm	14.0mm	14.1mm	6.9 - 6.8mm	4.5mm
8.0mm	14.0mm	12.3mm	8.8 - 8.6mm	3.7mm
10.0mm	14.0mm	17.0mm	6.6 - 6.3mm	3.7mm

12.5mm	15.0mm	22.9mm	10.1 - 9.7mm	4.8mm
17.5mm	14.0mm	20.7mm	5.8 - 4.9mm	7.6mm
25.0mm	18.0mm	30.0mm	8.5 - 6.5mm	11.5mm
35.0mm	18.0mm	29.5mm	18.72 - 14.0mm	14.5mm



\*Specified for Optimized Working Distance of 150 - 250mm.

;