

TECHSPEC® 50mm, f/11 Sealed Cw Series Fixed Focal Length Lens



50mm Focal Length



Stock #15-667 [CONTACT US](#)

⊖ 1 ⊕ £336⁰⁰

ADD TO CART

| Volume Pricing | |
|----------------|-------------------------------|
| Qty 1+ | £336.00 each |
| Need More? | Request Quote |

ⓘ Prices shown are exclusive of VAT/local taxes

Product Downloads

General

Cw Series **Product Family:**

C-Mount compatible with O-ring 25mm ID x2mm **Note:**

Fixed Focal Length Lens **Type:**

Physical & Mechanical Properties

| | |
|-------|--------------------------------------|
| Fixed | Iris Option: |
| 51.80 | Length (mm): |
| 41.00 | Maximum Diameter (mm): |
| 41 | Outer Diameter (mm): |
| 2.1 | Maximum Rear Protrusion (mm): |

Optical Properties

| | |
|---|---|
| Field of View at Max Sensor Format: Horizontal: 10.0° Vertical: 7.54° Diagonal: 12.5° | |
| 10.0° | Horizontal Field of View, 2/3" Sensor: |
| 8.22° | Horizontal Field of View, 1/1.8" Sensor: |
| 7.31° | Horizontal Field of View, 1/2" Sensor: |
| 6.58° | Horizontal Field of View, 1/2.5" Sensor: |
| 5.49° | Horizontal Field of View, 1/3" Sensor: |
| 11.00 | Maximum Image Circle (mm): |
| 0.008 | Numerical Aperture NA, Object Side: |
| 6 (5) | Number of Elements (Groups): |
| 50.00 | Focal Length FL (mm): |
| 100 - ∞ | Working Distance (mm): |
| f/11 | Aperture (f/#): |
| 425 - 675nm BBAR | Coating Specification: |
| 41.82 | Entrance Pupil Position (mm): |
| -11.85 | Object Space Principal Plane (mm): |
| -38.15 | Image Space Principal Plane (mm): |
| 0.257 | Maximum Distortion (%): |
| -40.88 | Exit Pupil Position (mm): |
| VS | Lens Wavelength Range: |

Sensor

| | |
|------|-------------------------------|
| 2/3" | Maximum Sensor Format: |
| 2.74 | Pixel Size (μm): |

Threading & Mounting

| | |
|---------------------|-----------------------|
| M36 x 0.50 (Female) | Filter Thread: |
| C-Mount | Mount: |

Environmental & Durability Factors

| | |
|-----------------------------|----------------------------------|
| IPX7 and IPX9K | Environmental Rating: |
| -20 to +60 | Storage Temperature (°C): |
| Waterproof (IPX7 and IPX9K) | Type of Ruggedization: |

Product Details

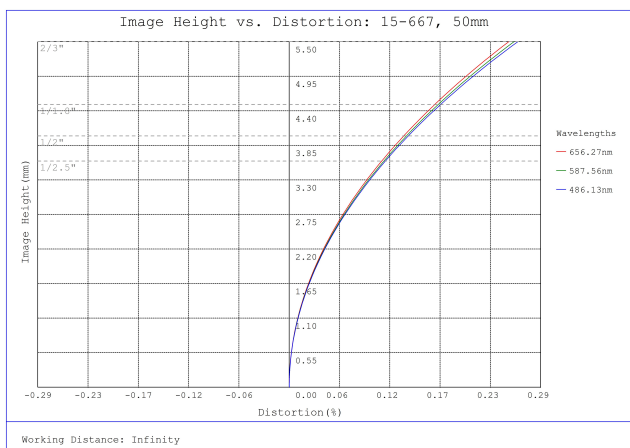
- Up to 2/3", C-Mount Lens
- Waterproof (Cw) Versions of C Series Fixed Focal Length Lenses
- Meets IEC Ingress Protection Ratings of IPX7 and IPX9K
- Designed to Eliminate the Need for a Protective Lens Cover

TECHSPEC® Cw Series Fixed Focal Length Lenses are waterproof versions of our [TECHSPEC® C Series Fixed Focal Length Lenses](#). Designed to meet IEC Ingress Protection Codes IPX7 and IPX9K, these lenses withstand exposure to water up to 1 meter depth for 30 minutes and operate in close-range high pressure, high temperature water spray downs with the exception of all 3.5 and 4.5mm options which are IPX7. These lenses include a hydrophobic coated window to prevent water droplets from settling on the lens' surface. To prevent moisture from entering the housing, the lenses are sealed with multiple O-rings. TECHSPEC® Cw Series Fixed Focal Length Lenses are designed for up to 7.5 MegaPixel, 2/3" sensors and are ideal for applications including food, pharma, automotive, and security. These lenses won the Bronze-Level 2021 Vision Systems Design Innovators Award.

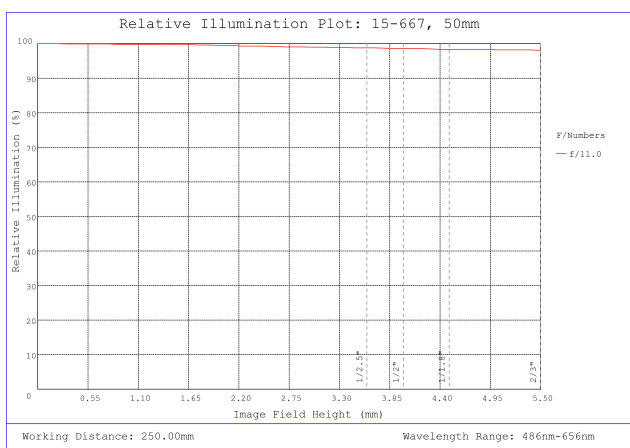
Edmund Optics has created a family of high performance optical designs (the C Series family) and developed 6 customized optomechanical solutions targeted for specific applications. These lens sub-families utilize the same optics as the C Series lenses providing the same optical performance in a variety of optomechanical solutions to meet your application requirements:

- **C Series:** Features locking cam focus and iris adjustment and is the most adjustable version of these optical designs; they are the typical high quality machine vision lenses. Also available with a [VIS-NIR Broadband Anti-Reflection \(BBAR\) Coating](#).
- **Ci Series:** Simplified mechanics featuring fixed apertures with compact housing. [Industrial Ruggedization](#) for reduced size, cost, and locked focus.
- **Cr Series:** All optics glued in place and a locking C-clamp focus ring. [Stabilized Ruggedization](#) for reduced pixel shift and improved focus stability.
- **Cx Series:** Modular, flexible mechanics allows lenses to be taken apart for easy integration of accessories such as liquid lenses, apertures, and more.
- **Liquid Lens Cx Series:** Designed with an integrated liquid lens for quick autofocus.
- **Cw Series:** Waterproof, designed to meet IEC [Ingress Protection](#) Code IPX7 and IPX9K.

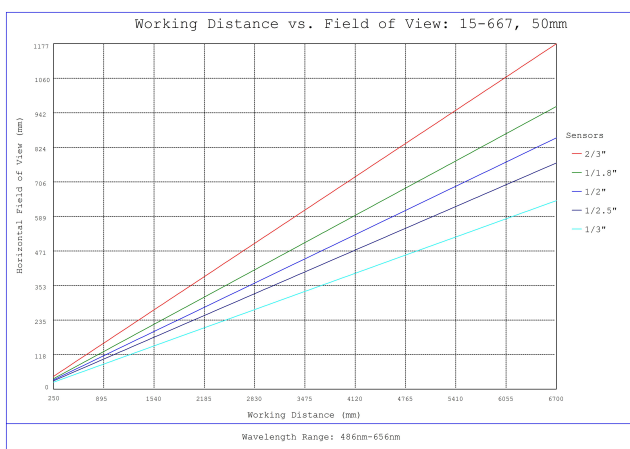
Technical Information



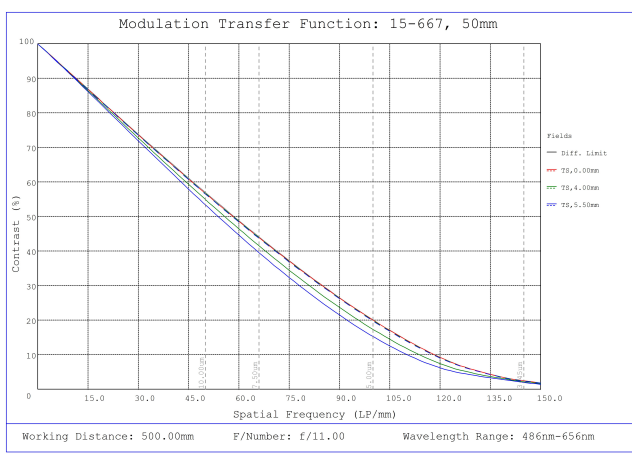
#15-667, 50mm, f/11 Sealed Cw Series Fixed Focal Length Lens, Distortion Plot



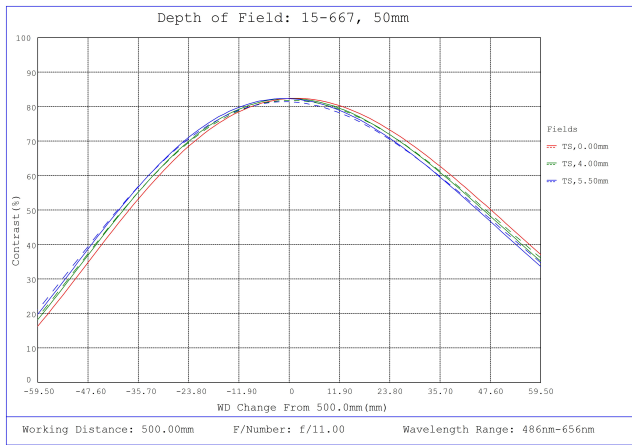
#15-667, 50mm, f/11 Sealed Cw Series Fixed Focal Length Lens, Relative Illumination Plot



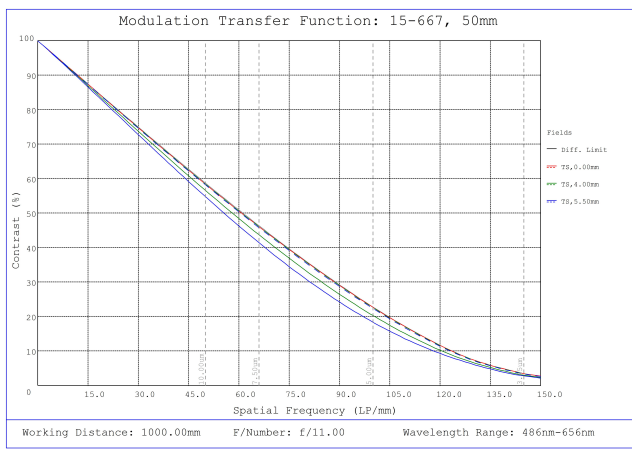
#15-667, 50mm, f/11 Sealed Cw Series Fixed Focal Length Lens, Working Distance versus Field of View Plot



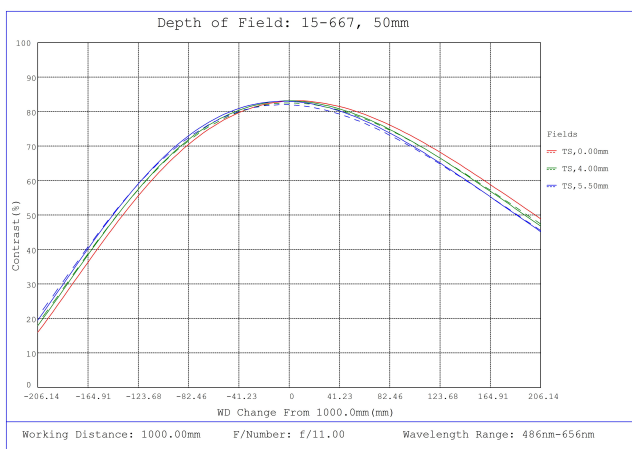
#15-667, 50mm, f/11 Sealed Cw Series Fixed Focal Length Lens, Modulated Transfer Function (MTF) Plot, 500mm Working Distance, f11



#15-667, 50mm, f/11 Sealed Cw Series Fixed Focal Length Lens, Depth of Field Plot, 500mm Working Distance, f11



#15-667, 50mm, f/11 Sealed Cw Series Fixed Focal Length Lens, Modulated Transfer Function (MTF) Plot, 1000mm Working Distance, f11



#15-667, 50mm, f/11 Sealed Cw Series Fixed Focal Length Lens, Depth of Field Plot, 1000mm Working Distance, f11