

TECHSPEC®

50.0mm Dia. x 150.0mm FL, Uncoated, Plano-Convex Lens



Stock #32-974 **20+ In Stock** [Other Coating Options](#)

1 **£39^{.60}**

ADD TO CART



Volume Pricing	
Qty 1-9	£39.60 each
Qty 10-24	£35.80 each
Qty 25-49	£31.60 each
Need More?	Request Quote

Prices shown are exclusive of VAT/local taxes

Product Downloads

- STEP:stp
- PDF Drawing:pdf
- ISO 10110 Drawing
- IGES:igs
- Zemax:zar
- Zemax:zmx
- eDrawing:eprt
- Code V:seq
- EO Spec Sheet
- [Download All](#)

General

Type: Plano-Convex Lens

Physical & Mechanical Properties

Diameter (mm): 50.00 +0.0/-0.025	Centering (arcmin): <1
Center Thickness CT (mm): 9.00 ±0.10	Edge Thickness ET (mm): 4.86
Clear Aperture CA (mm): 49	Bevel: Protective as needed

Optical Properties

Effective Focal Length EFL (mm): 150.00 @ 587.6nm	Back Focal Length BFL (mm): 144.07
Coating: Uncoated	Substrate: N-BK7
Surface Quality: 40-20	Power (P-V) @ 632.8nm: 1.5λ
Irregularity (P-V) @ 632.8nm: λ/4	Focal Length Tolerance (%): ±1
Radius R₁ (mm): 77.52	f/#: 3
Numerical Aperture NA: 0.17	Wavelength Range (nm): 350 - 2200

Regulatory Compliance

Need different specs or modifications?

Edmund Optics offers comprehensive custom manufacturing services for optical and imaging components tailored to your specific application requirements. Whether in the prototyping phase or preparing for full-scale production, we provide flexible solutions to meet your needs. Our experienced engineers are here to assist—from concept to completion.

Our capabilities include:

- Custom dimensions, materials, coatings, and more
- High-precision surface quality and flatness
- Tight tolerances and complex geometries
- Scalable production—from prototype to volume

Learn more about our [custom manufacturing capabilities](#) or submit an inquiry [here](#).

Product Details

- Wavelength Range of 350-2200nm
- Precision Diameter and Centration Tolerances Allow for Easy OEM Integration
- Wide Variety of Diameters, Focal Lengths, and Coatings
- Anti-Reflection PCX Coating Options: **MgF₂**, **VIS 0°**, **VIS-NIR**, **NIR I**, **NIR II**, **VIS-EXT**, and **YAG-BBAR**

TECHSPEC® Uncoated Plano-Convex (PCX) Lenses have a positive focal length, making them ideal for collecting and focusing light in imaging applications. These lenses excel in optical systems by concentrating light onto a detector or imaging plane, enhancing clarity and detail. They are also valuable for a variety of applications involving emitters, detectors, lasers, and fiber optics.

Plano-Convex lenses are ideal for a multitude of optics and photonics applications, including biotech instruments such as DNA sequencers and polymerase chain reaction (PCR) testing platforms. Their uncoated design ensures consistent performance across a broad wavelength range, making them versatile and reliable components for various optical setups.

TECHSPEC Uncoated Plano-Convex (PCX) Lenses are available in a wide variety of diameters and focal lengths. Identical designs of these PCX lenses are also offered with broadband anti-reflective (BBAR) coatings, which include **MgF₂**, **VIS 0°**, **VIS-NIR**, **NIR I**, **NIR II**, **VIS-EXT**, and **YAG-BBAR**.

These coatings minimize surface reflections and maximize light transmission across different spectral ranges, ensuring optimal performance in various imaging and photonics applications. Whether for general use or specialized needs, TECHSPEC® PCX Lenses deliver precision and adaptability to enhance the effectiveness of optical systems.

Customers can utilize TECHSPEC® Uncoated Plano-Convex (PCX) Lenses in various ways:

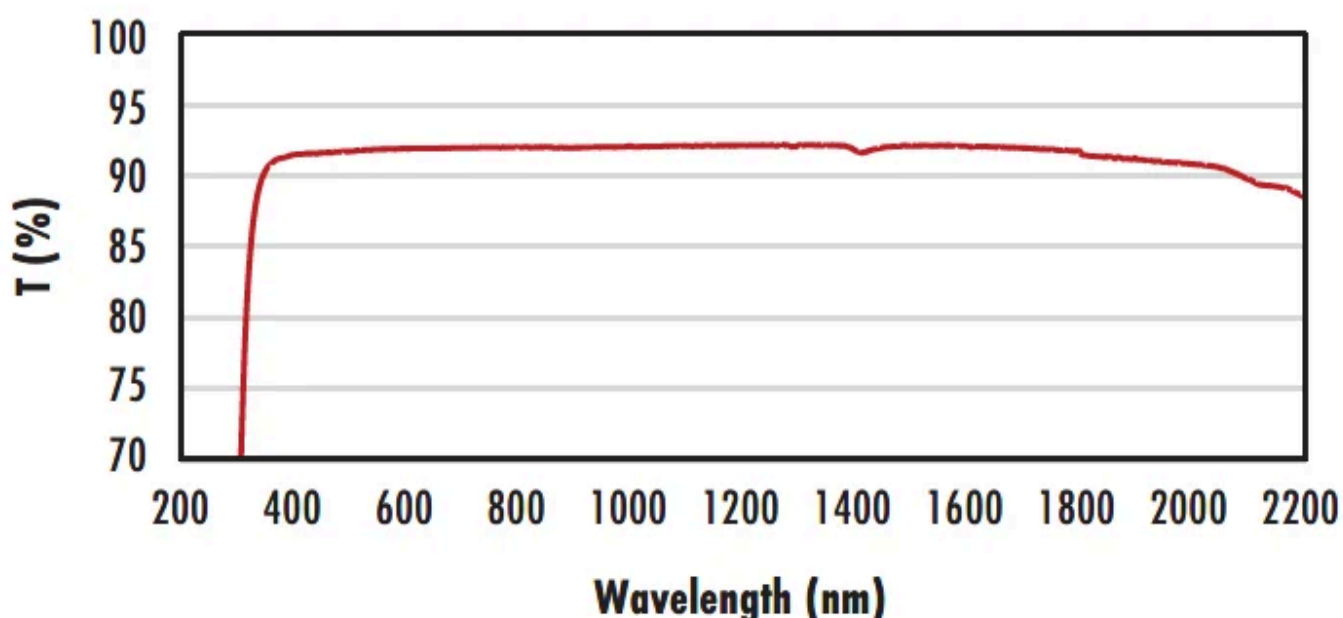
- For emitters and detectors, these lenses are ideal for focusing and collimating light to enhance signal detection.
- In laser applications, they can be used to focus laser beams or to couple light efficiently into optical fibers, improving the performance of laser systems.
- For fiber optics, PCX lenses help couple light between fibers and other optical components, optimizing signal transmission and minimizing loss.
- In biotech instruments such as DNA sequencers and PCR testing platforms, these lenses focus light onto samples or detectors. Their ability to provide precise light collection and focusing enhances the accuracy and reliability of optical measurements, making them essential for high-resolution imaging and detection tasks.

By integrating TECHSPEC® Uncoated PCX Lenses into these systems, customers can achieve improved optical performance and enhanced functionality across various photonics and optical applications.

TECHSPEC Uncoated Plano-Convex (PCX) Lenses are available in a variety of diameters, focal lengths, and optical materials. Plano-convex lenses are manufactured from high quality materials such as UV Grade **Fused Silica**, N-BK7 Optical Glass, and a wide variety of **Infrared (IR) materials**. Different materials are useful for a variety of applications; review our [lens material selection tech note](#) for additional information.

Technical Information

Uncoated N-BK7 Typical Transmission



Typical transmission of a 3mm thick, uncoated N-BK7 window across the UV - NIR spectra.

[Click Here to Download Data](#)

N-BK7 with MgF₂ Coating Typical Transmission



Typical transmission of a 3mm thick N-BK7 window w MgF₂ (400-700nm) coating at 0° AOI.

The blue shaded region indicates the coating design wavelength range, with the following specification:

$$R_{avg} \leq 1.75\% \text{ @ } 400 - 700\text{nm (N-BK7)}$$

Data outside this range is not guaranteed and is for reference only.

[Click Here to Download Data](#)

N-BK7 with VIS-EXT Coating Typical Transmission



Typical transmission of a 3mm thick N-BK7 window w VIS-EXT (350-700nm) coating at 0° AOI.

The blue shaded region indicates the coating design wavelength range, with the following specification:

$$R_{avg} \leq 0.5\% \text{ @ } 350 - 700\text{nm}$$

Data outside this range is not guaranteed and is for reference only.

[Click Here to Download Data](#)

N-BK7 with VIS-NIR Coating Typical Transmission



Typical transmission of a 3mm thick N-BK7 window w VIS-NIR (400-1000nm) coating at 0° AOI.

The blue shaded region indicates the coating design wavelength range, with the following specification:

$$R_{abs} \leq 0.25\% \text{ @ } 880\text{nm}$$

$$R_{avg} \leq 1.25\% \text{ @ } 400 - 870\text{nm}$$

$$R_{avg} \leq 1.25\% \text{ @ } 890 - 1000\text{nm}$$

Data outside this range is not guaranteed and is for reference only.

[Click Here to Download Data](#)

N-BK7 with VIS 0° Coating Typical Transmission



Typical transmission of a 3mm thick N-BK7 window with 0° (425–675nm) coating at 0° AOI.

The blue shaded region indicates the coating design wavelength range, with the following specification:

$$R_{avg} \leq 0.4\% \text{ @ } 425 - 675\text{nm}$$

Data outside this range is not guaranteed and is for reference only.

[Click Here to Download Data](#)

N-BK7 with YAG-BBAR Coating Typical Transmission



Typical transmission of a 3mm thick N-BK7 window with YAG-BBAR (500–1100nm) coating at 0° AOI.

The blue shaded region indicates the coating design wavelength range, with the following specification:

$$R_{abs} \leq 0.25\% \text{ @ } 532\text{nm}$$

$$R_{abs} \leq 0.25\% \text{ @ } 1064\text{nm}$$

$$R_{avg} \leq 1.0\% \text{ @ } 500 - 1100\text{nm}$$

Data outside this range is not guaranteed and is for reference only.

[Click Here to Download Data](#)

N-BK7 with NIR I Coating Typical Transmission



Typical transmission of a 3mm thick N-BK7 window with I (600 – 1050nm) coating at 0° AOI.

The blue shaded region indicates the coating design wavelength range, with the following specification:

$$R_{avg} \leq 0.5\% \text{ @ } 600 - 1050\text{nm}$$

Data outside this range is not guaranteed and is for reference only.

[Click Here to Download Data](#)

N-BK7 with NIR II Coating Typical Transmission



Typical transmission of a 3mm thick N-BK7 window with II (750 - 1550nm) coating at 0° AOI.

The blue shaded region indicates the coating design wavelength range, with the following specification:

$R_{abs} \leq 1.5\%$ @ 750 - 800nm
 $R_{abs} \leq 1.0\%$ @ 800 - 1550nm
 $R_{avg} \leq 0.7\%$ @ 750 - 1550nm

Data outside this range is not guaranteed and is for reference only.

[Click Here to Download Data](#)

Related Products



C, S, and T-Mount Circular Optic Mounts



Basic and Plus Optical Component Cleaning Kits



UV Fused Silica Plano-Convex (PCX) Lenses - Uncoated



Optic Component Mounts

Frequently Purchased Together



#27-505 - 125mm Dia x 250mm Focal Length, PCX Condenser Lens
£111.20

Qty



#30-971 - 49mm Diameter Float Glass Window
£20.40

Qty



#32-071-000 - 6" Diameter x 36" FL Uncoated, Parabolic Mirror
£435.16

Qty













#32-334 - 20mm, Uncoated, N-BK7 Right Angle Prism
£57.20

Qty

Compatible Mounts

	Title	Type	Compare	Stock Number	Price	Buy
MORE+	50.0/50.8mm Optic Dia., SM2 Thin Mount	Fixed		#17-716	£29.00 Request Quote	20+ In Stock <input type="text" value="1"/> <input type="button" value="Add to Cart"/>
MORE+	50.0mm Optic Dia., Optic Mount	Fixed		#64-567	£39.40 Request Quote	2 In Stock <input type="text" value="1"/> <input type="button" value="Add to Cart"/>

	Title	Type	Compare	Stock Number	Price	Buy
MORE+ 	50.0mm Optic Dia., Optic Mount	Fixed		#64-568	£39.40 Request Quote	7 In Stock <input type="text" value="1"/> 
MORE+ 	50mm Diameter, T-Mount Thin Optic Mount	Fixed		#88-943	£82.40 Request Quote	20+ In Stock <input type="text" value="1"/> 
MORE+ 	50.0/50.8mm Optic Dia., X-Y Translating Optic Mount	Adjustable - Linear (XY)		#62-957	£246.40 Request Quote	1 In Stock <input type="text" value="1"/> 
MORE+ 	50.0/50.8mm Optic Dia., X-Y-Z Translating Optic Mount	Adjustable - Linear (XYZ)		#62-960	£484.00 Request Quote	20+ In Stock <input type="text" value="1"/> 
MORE+ 	50.0/50.8mm Optic Dia., 5 Axes Optical Mount	Adjustable - Linear (XYZ) & Tip-Tilt		#13-778	£672.00 Request Quote	10 In Stock <input type="text" value="1"/> 

Check out our full selection of mounts [here](#).

Resources

Media Type

- Application Note
- Technical Tool
- Trending in Optics
- FAQ
- Glossary
- Video

APPLICATION NOTE

Anti-Reflection (AR) Coatings

APPLICATION NOTE

An Introduction to Optical Coatings

APPLICATION NOTE

Understanding Optical Specifications

APPLICATION NOTE

Lens Geometry Performance Comparison

TECHNICAL TOOL

SAG Calculator

TRENDING IN OPTICS

Future of Spherical Lenses

[View More](#)