

TECHSPEC[®] 35mm, f/16 Ci Series Fixed Focal Length Lens



35mm Focal Length

Stock **#85-338** 20+ In Stock

-

1

+

£170⁰⁰

ADD TO CART

Volume Pricing	
Qty 1-24	£170.00 each
Qty 25+	£153.00 each
Need More?	Request Quote

ⓘ Prices shown are exclusive of VAT/local taxes

Product Downloads

SPECIFICATIONS

General

Ci Series

Series:

Fixed Focal Length Lens

Type:

Physical & Mechanical Properties	
Fixed	Iris Option:
41.00	Length (mm):
26.5	Maximum Diameter (mm):
26.5	Outer Diameter (mm):
45	Weight (g):
0.18	Maximum Rear Protrusion (mm):
26.50	Diameter (mm):
Optical Properties	
Horizontal Field of View @ Max Sensor Format: 22.1mm - 14.3°	
Field of View at Max Sensor Format: Horizontal: 22.1mm - 14.3° Vertical: 16.6mm - 10.7° Diagonal: 27.7mm - 17.8°	
Horizontal Field of View, 2/3" Sensor: 22.1mm - 14.3°	
Horizontal Field of View, 1/1.8" Sensor: 18.1mm - 11.7°	
Horizontal Field of View, 1/2" Sensor: 16.1mm - 10.4°	
Horizontal Field of View, 1/2.5" Sensor: 14.6mm - 9.4°	
Horizontal Field of View, 1/3" Sensor: 12.0mm - 7.8°	
Horizontal Field of View, 1/4" Sensor: 9.0mm - 5.9°	
11.00	Maximum Image Circle (mm):
0.009	Numerical Aperture NA, Object Side:
7 (6)	Number of Elements (Groups):
35.00	Focal Length FL (mm):
100 - ∞	Working Distance (mm):
f/16	Aperture (f/#):
425 - 675nm BBAR	Coating:
425 - 675nm BBAR	Coating Specification:
21.27	Entrance Pupil Position (mm):
22.42	Object Space Principal Plane (mm):
-20.67	Image Space Principal Plane (mm):
0.17	Maximum Distortion (%):
-21.87	Exit Pupil Position (mm):
VS	Lens Wavelength Range:
Sensor	
2/3"	Maximum Sensor Format:
2.74	Pixel Size (µm):
Threading & Mounting	
M25.5 x 0.50 (Male)	Filter Thread:
	Filter Thread Adapter:

#89-942 (Required)	
M25.5 x0.5 (Male)	Front Thread:
C-Mount	Mount:
Environmental & Durability Factors	
-20 to +60	Storage Temperature (°C):
Industrial (Fixed Aperture with Simplified Mechanics)	Type of Ruggedization:
Regulatory Compliance	
Compliant	RoHS 2015:
View	Certificate of Conformance:
Compliant	Reach 235:

PRODUCT DETAILS

These compact lenses are designed specifically for volume integration into applications such as analytical medical devices, including benchtop-based blood analyzers. For customized f/# versions to best suit your instrumentation application needs and to discuss volume requirements, please [contact us](#).

- Up to 2/3", C-Mount Lens
- Up to 7.5 MegaPixels, 2.8µm Pixel Size Sensors
- Instrumentation (Ci) Versions of our C Series Lenses with Streamlined Mechanical Designs and Fixed Apertures
- 3.5mm to 50mm Focal Length
- [Ruggedized \(Cr\) Designs](#) Also Available

TECHSPEC® Ci Series Fixed Focal Length Lenses are a streamlined version of our C Series Fixed Focal Length Lenses. They feature the same low lens-to-lens variation and broadband anti-reflection (BBAR) coating for maximum light transmission, while offering reduced weight and size. An adjustable, lockable focus allows for setting and locking the best focus position for instrumentation integration. TECHSPEC® Ci Series Fixed Focal Length Lenses are designed specifically for volume integration into applications such as factory inspection and automation to benchtop biomedical devices. The Ci Series offers a wide range of aperture options, ensuring maximum flexibility of resolution, throughput, and depth of field.

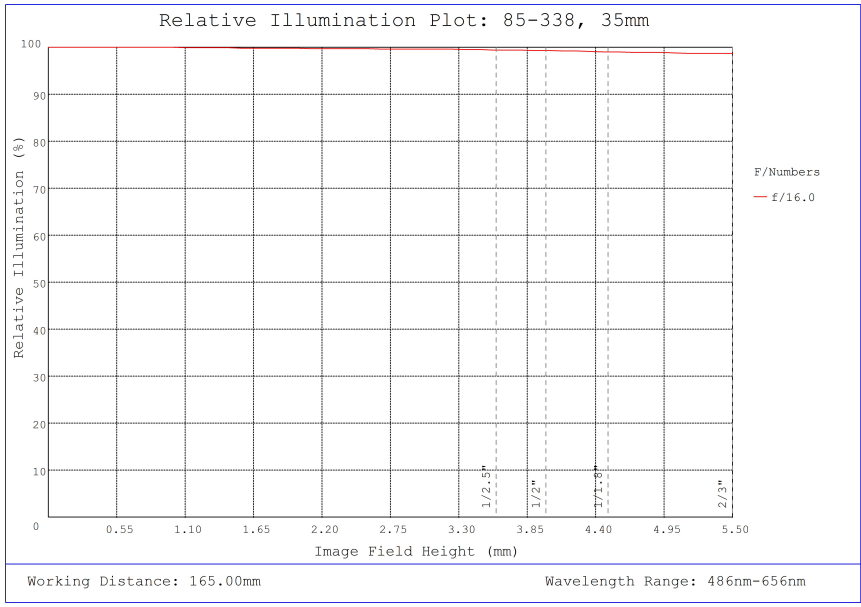
Edmund Optics has created a family of high performance optical designs (the C Series family) and developed 6 customized optomechanical solutions targeted for specific applications. These lens sub-families utilize the same optics as the C Series lenses providing the same optical performance in a variety of optomechanical solutions to meet your application requirements:

- C Series:** Features locking cam focus and iris adjustment and is the most adjustable version of these optical designs; they are the typical high quality machine vision lenses. Also available with a [VIS-NIR Broadband Anti-Reflection \(BBAR\) Coating](#).
- Ci Series: Simplified mechanics featuring fixed apertures with compact housing. [Industrial Ruggedization](#) for reduced size, cost, and locked focus.
- Cr Series:** All optics glued in place and a locking C-clamp focus ring. [Stabilized Ruggedization](#) for reduced pixel shift and improved focus stability.
- Cx Series:** Modular, flexible mechanics allows lenses to be taken apart for easy integration of accessories such as liquid lenses, apertures, and more.
- Liquid Lens Cx Series:** Designed with an integrated liquid lens for quick autofocus.
- Cw Series:** Waterproof, designed to meet IEC [Ingress Protection](#) Code IPX7 and IPX9K.

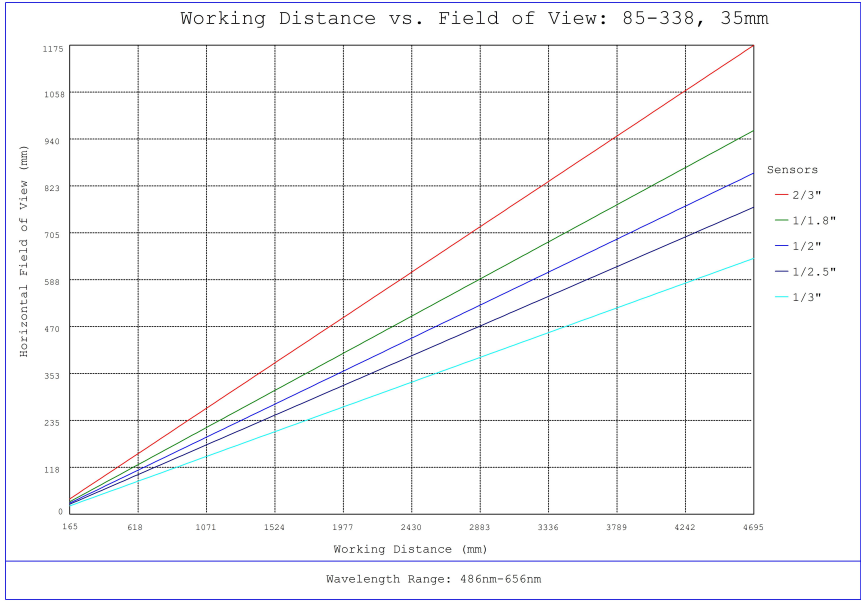
TECHNICAL INFORMATION



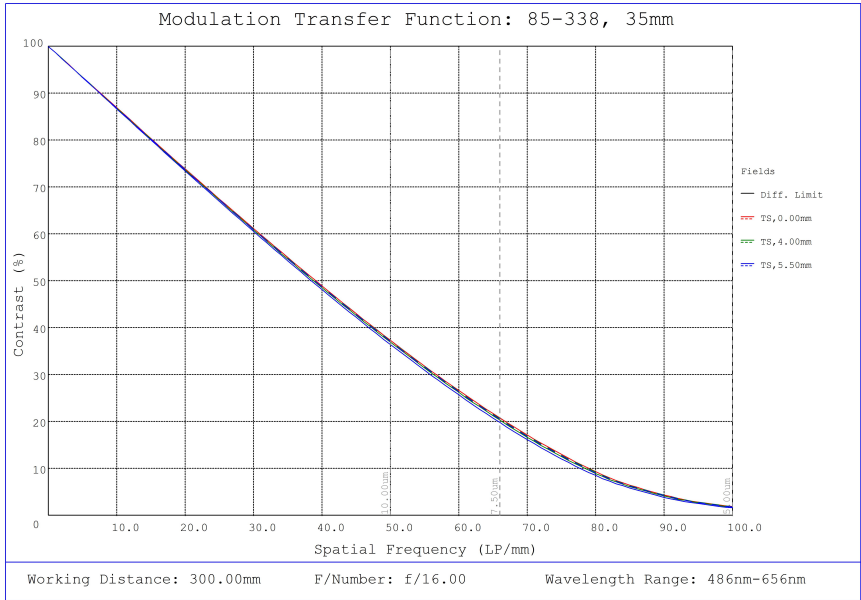
#85-338, 35mm, f/16 Ci Series Fixed Focal Length Lens, Distortion Plot



#85-338, 35mm, f/16 Ci Series Fixed Focal Length Lens, Relative Illumination Plot



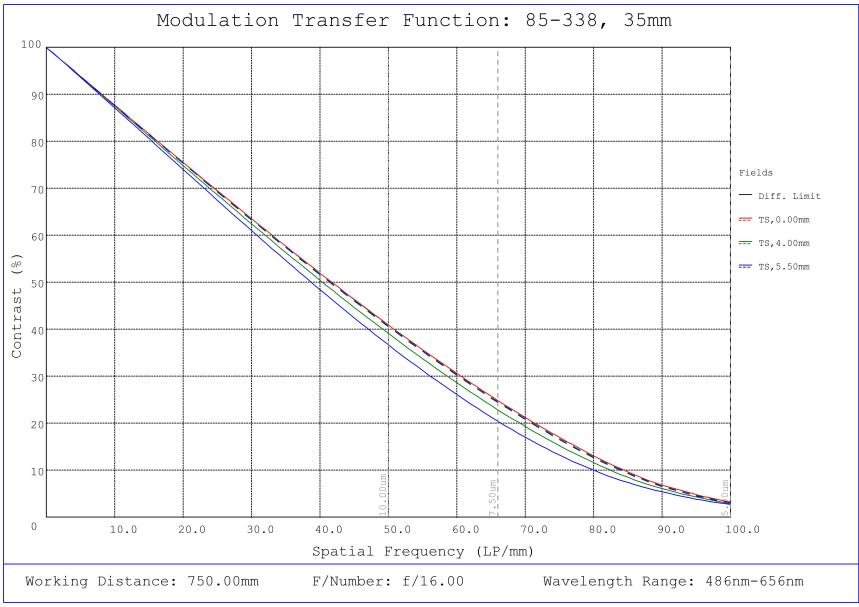
#85-338, 35mm, f/16 Ci Series Fixed Focal Length Lens, Working Distance versus Field of View Plot



#85-338, 35mm, f/16 Ci Series Fixed Focal Length Lens, Modulated Transfer Function (MTF) Plot, 300mm Working Distance, f16



#85-338, 35mm, f/16 Ci Series Fixed Focal Length Lens, Depth of Field Plot, 300mm Working Distance, f16

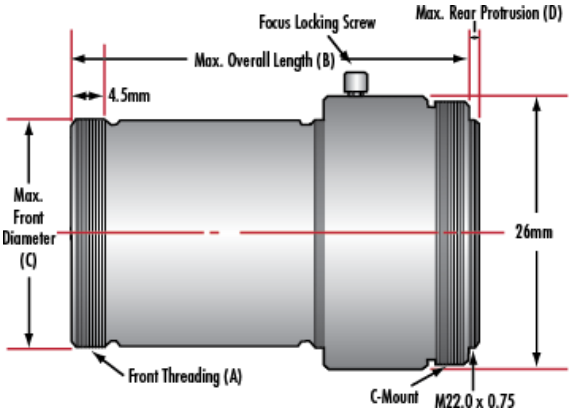


#85-338, 35mm, f/16 Ci Series Fixed Focal Length Lens, Modulated Transfer Function (MTF) Plot, 750mm Working Distance, f16



#85-338, 35mm, f/16 Ci Series Fixed Focal Length Lens, Depth of Field Plot, 750mm Working Distance, f16

Focal Length	A	B	C	D
6mm	M34.0 x 0.5	47.8mm	34mm	1.17mm
12mm	M22.0 x 0.75	29.0mm	22mm	0.96mm
16mm	M22.0 x 0.75	40.8mm	22mm	1.09mm
25mm	M22.0 x 0.75	29.9mm	22mm	1.33mm
35mm	M25.5 x 0.5	41mm	22.5mm	3.82mm
50mm	M30.5 x 0.5	49.5mm	30.5mm	2.06mm



COMPATIBLE CAMERAS