



[« See all 51 Products in Family](#)
[All Products](#) / [Optics](#) / [Optical Lenses](#) / [Plano-Convex \(PCX\) Lenses](#)
[/ Fused Silica Plano-Convex \(PCX\) Lenses](#)
[/ UV Fused Silica Plano-Convex \(PCX\) Lenses - YAG-BBAR Coated](#)
TECHSPEC®

30mm Dia. x 50mm FL, YAG-BBAR Coated, Plano-Convex Lens


 Stock #18-233 **1 In Stock**

 - 1 + **£172^{.80}**
ADD TO CART

UV Fused Silica Plano-Convex (PCX) Lenses



Volume Pricing	
Qty 1-5	£172.80 each
Qty 6-25	£138.40 each
Qty 26-49	£129.60 each
Need More?	Request Quote

ⓘ Prices shown are exclusive of VAT/local taxes

Product Downloads	
STEP:step	Curve:pdf
PDF Drawing:pdf	IGES:igs
Curve (xlsx):xlsx	Zemax:zar
Zemax:zmx	eDrawing:eprt
Code V:seq	EO Spec Sheet
Download All	

General

Type: Plano-Convex Lens

Physical & Mechanical Properties

Diameter (mm):	30.00 -0.025	Centering (arcmin):	<1
Center Thickness CT (mm):	7.00 ±0.10	Edge Thickness ET (mm):	1.41
Clear Aperture CA (mm):	28.5	Bevel:	Protective as needed

Optical Properties

Effective Focal Length EFL (mm):	50.00 @ 587.6nm	Back Focal Length BFL (mm):	45.2
Coating:	YAG-BBAR (500-1100nm)	Coating Specification:	R _{abs} <0.25% @ 532nm R _{abs} <0.25% @ 1064nm R _{avg} <1.0% @ 500 - 1100nm
Substrate: ⓘ	Fused Silica (Corning 7980)	Surface Quality:	40-20
Power (P-V) @ 632.8nm:	3 Rings	Irregularity (P-V) @ 632.8nm:	0.5 Rings
Focal Length Tolerance (%):	±1	Radius R₁ (mm):	22.92

f/#: 1.67	Numerical Aperture NA: 0.30
Wavelength Range (nm): 500 - 1100	Damage Threshold, By Design: ① 5 J/cm ² @ 532nm, 10ns

Regulatory Compliance

RoHS 2015: Compliant	Certificate of Conformance: View
Reach 235: Compliant	

Need different specs or modifications?

Edmund Optics offers comprehensive custom manufacturing services for optical and imaging components tailored to your specific application requirements. Whether in the prototyping phase or preparing for full-scale production, we provide flexible solutions to meet your needs. Our experienced engineers are here to assist—from concept to completion.

Our capabilities include:

- Custom dimensions, materials, coatings, and more
- High-precision surface quality and flatness
- Tight tolerances and complex geometries
- Scalable production—from prototype to volume

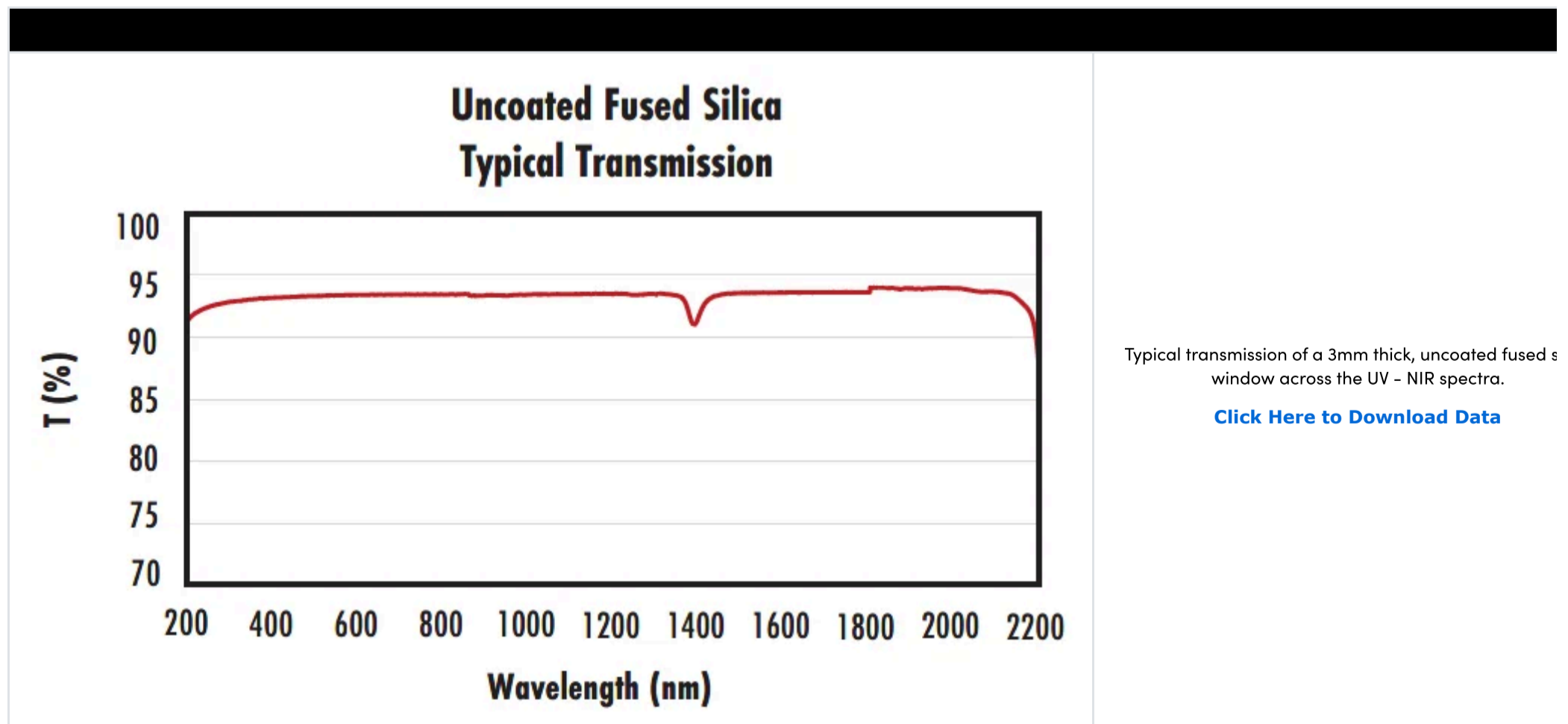
Learn more about our [custom manufacturing capabilities](#) or submit an inquiry [here](#).

Product Details

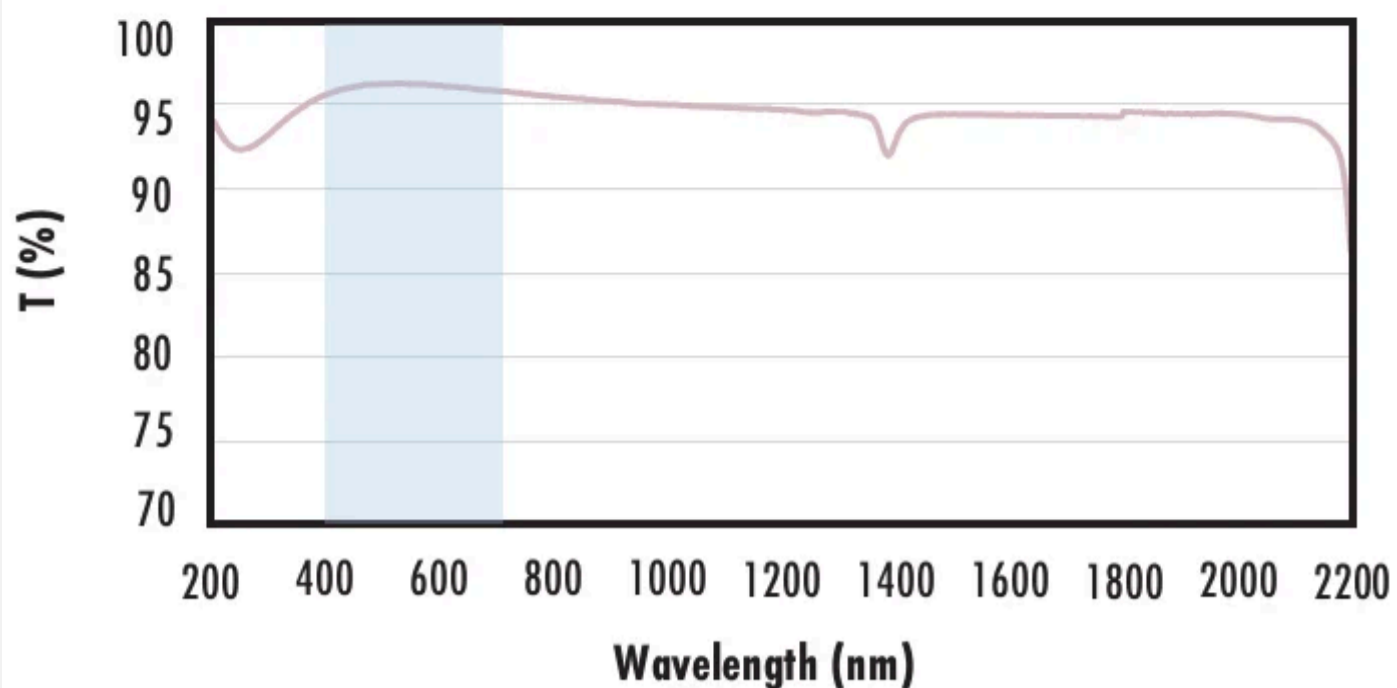
- AR Coated to Provide <1.0% Reflection per Surface for 500 - 1100nm
- Precision Fused Silica Substrate
- Various Coating Options: **Uncoated, MgF₂, UV-AR, UV-VIS, VIS-EXT, VIS-NIR, VIS 0°, NIR I, and NIR II**

TECHSPEC® UV Fused Silica Plano-Convex (PCX) Lenses YAG-BBAR Coated feature precision specifications and a **variety of coating options** on a broadband substrate. Fused Silica is commonly used in applications from the Ultraviolet (UV) through the Near-Infrared (NIR). Its low index of refraction, low coefficient of thermal expansion, and low inclusion content make it ideal for laser applications and harsh environmental conditions. TECHSPEC® UV Fused Silica Plano-Convex (PCX) Lenses YAG-BBAR Coated feature industry leading diameter and centration specifications, making them ideal for integration into demanding imaging and targeting applications. These lenses are YAG-BBAR coated and feature less than 0.25% reflection at common Nd:YAG laser wavelengths of 532nm and 1064nm.

Technical Information



Fused Silica with MgF₂ Coating Typical Transmission



Typical transmission of a 3mm thick fused silica window with MgF₂ (400-700nm) coating at 0° AOI.

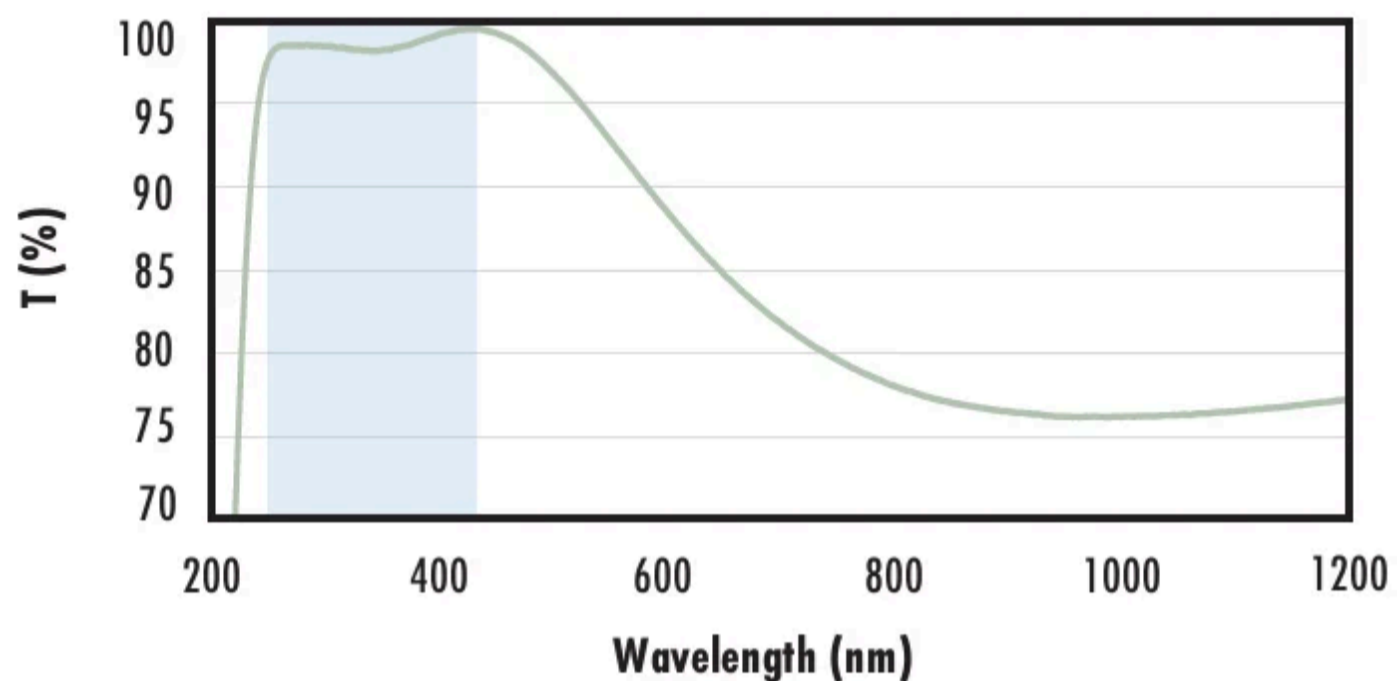
The blue shaded region indicates the coating design wavelength range, with the following specification:

$$R_{avg} \leq 1.75\% \text{ @ } 400 - 700\text{nm (N-BK7)}$$

Data outside this range is not guaranteed and is for reference only.

[Click Here to Download Data](#)

Fused Silica with UV-AR Coating Typical Transmission



Typical transmission of a 3mm thick fused silica window with UV-AR (250-425nm) coating at 0° AOI.

The blue shaded region indicates the coating design wavelength range, with the following specification:

$$R_{abs} \leq 1.0\% \text{ @ } 250 - 425\text{nm}$$

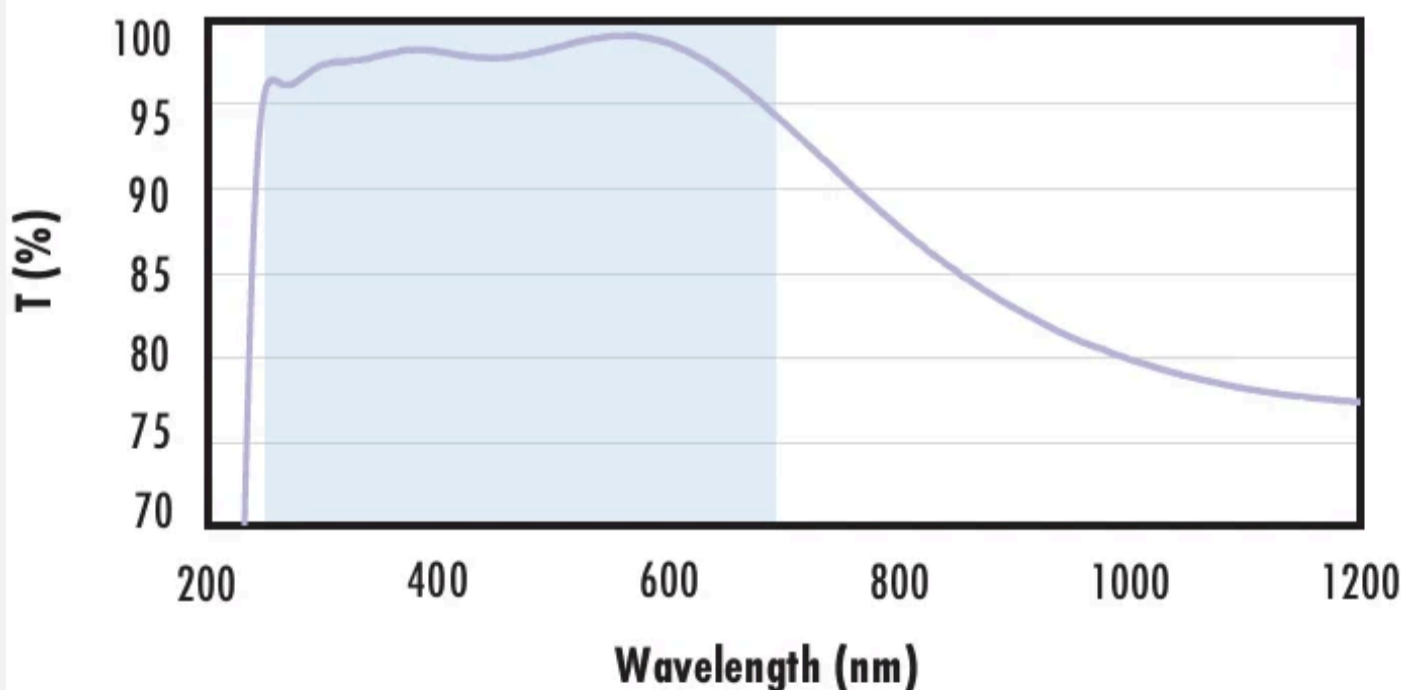
$$R_{avg} \leq 0.75\% \text{ @ } 250 - 425\text{nm}$$

$$R_{avg} \leq 0.5\% \text{ @ } 370 - 420\text{nm}$$

Data outside this range is not guaranteed and is for reference only.

[Click Here to Download Data](#)

Fused Silica with UV-VIS Coating Typical Transmission



Typical transmission of a 3mm thick fused silica window with UV-VIS (250-700nm) coating at 0° AOI.

The blue shaded region indicates the coating design wavelength range, with the following specification:

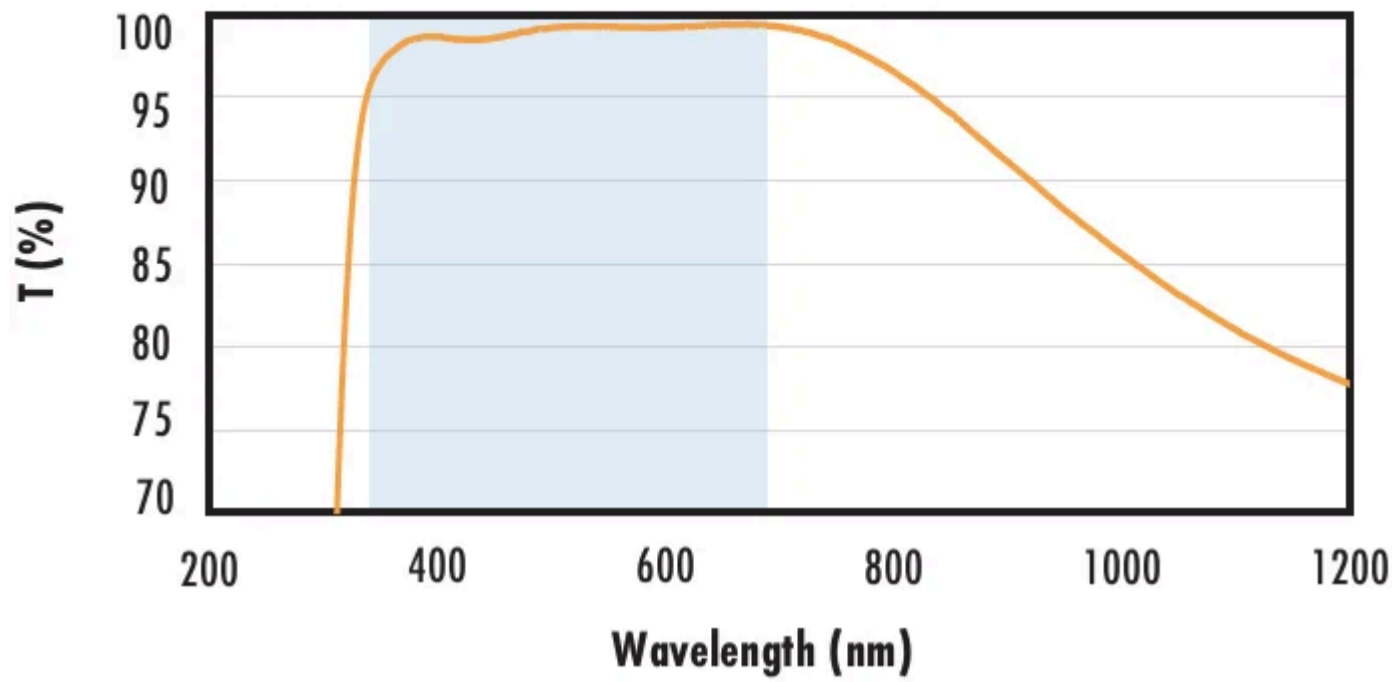
$$R_{abs} \leq 1.0\% \text{ @ } 350 - 450\text{nm}$$

$$R_{avg} \leq 1.5\% \text{ @ } 250 - 700\text{nm}$$

Data outside this range is not guaranteed and is for reference only.

[Click Here to Download Data](#)

Fused Silica with VIS-EXT Coating Typical Transmission



Typical transmission of a 3mm thick fused silica window with VIS-EXT (350-700nm) coating at 0° AOI.

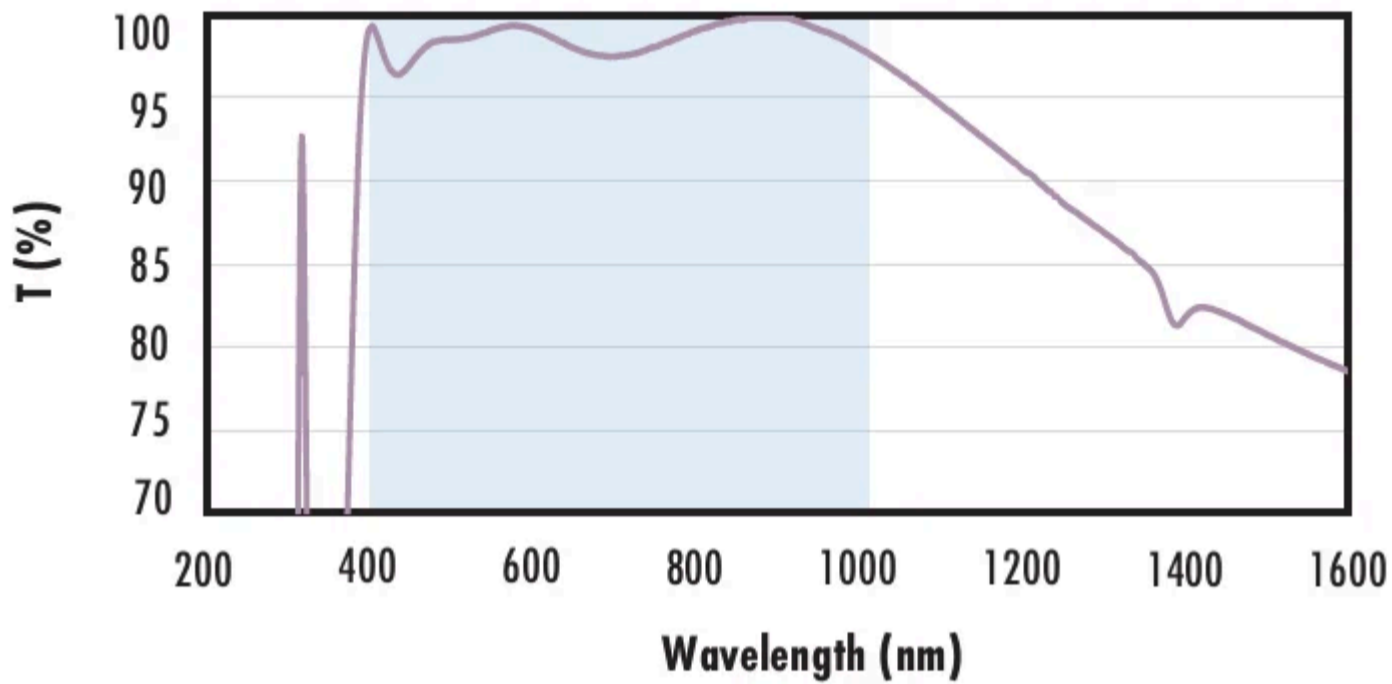
The blue shaded region indicates the coating design wavelength range, with the following specification:

$$R_{avg} \leq 0.5\% \text{ @ } 350 - 700\text{nm}$$

Data outside this range is not guaranteed and is for reference only.

[Click Here to Download Data](#)

Fused Silica with VIS-NIR Coating Typical Transmission



Typical transmission of a 3mm thick fused silica window with VIS-NIR (400-1000nm) coating at 0° AOI.

The blue shaded region indicates the coating design wavelength range, with the following specification:

$$R_{abs} \leq 0.25\% \text{ @ } 880\text{nm}$$

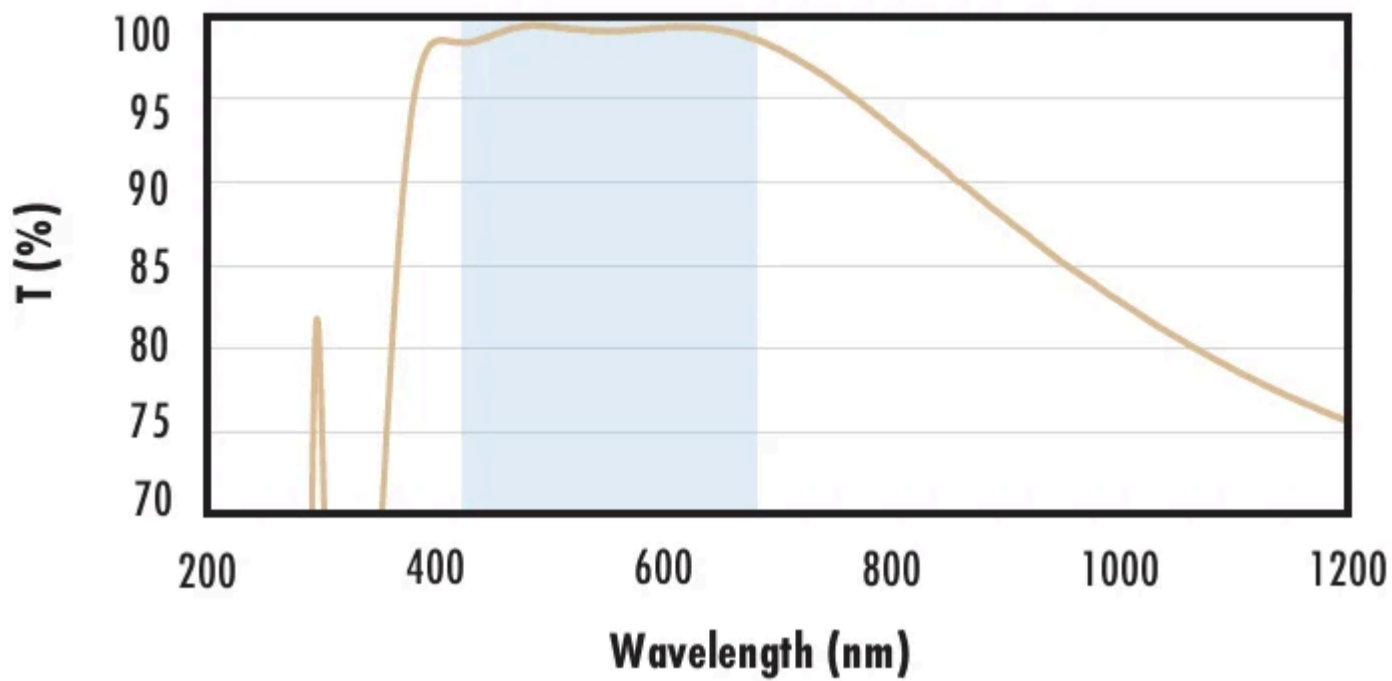
$$R_{avg} \leq 1.25\% \text{ @ } 400 - 870\text{nm}$$

$$R_{avg} \leq 1.25\% \text{ @ } 890 - 1000\text{nm}$$

Data outside this range is not guaranteed and is for reference only.

[Click Here to Download Data](#)

Fused Silica with VIS 0° Coating Typical Transmission



Typical transmission of a 3mm thick fused silica window with VIS 0° (425-675nm) coating at 0° AOI.

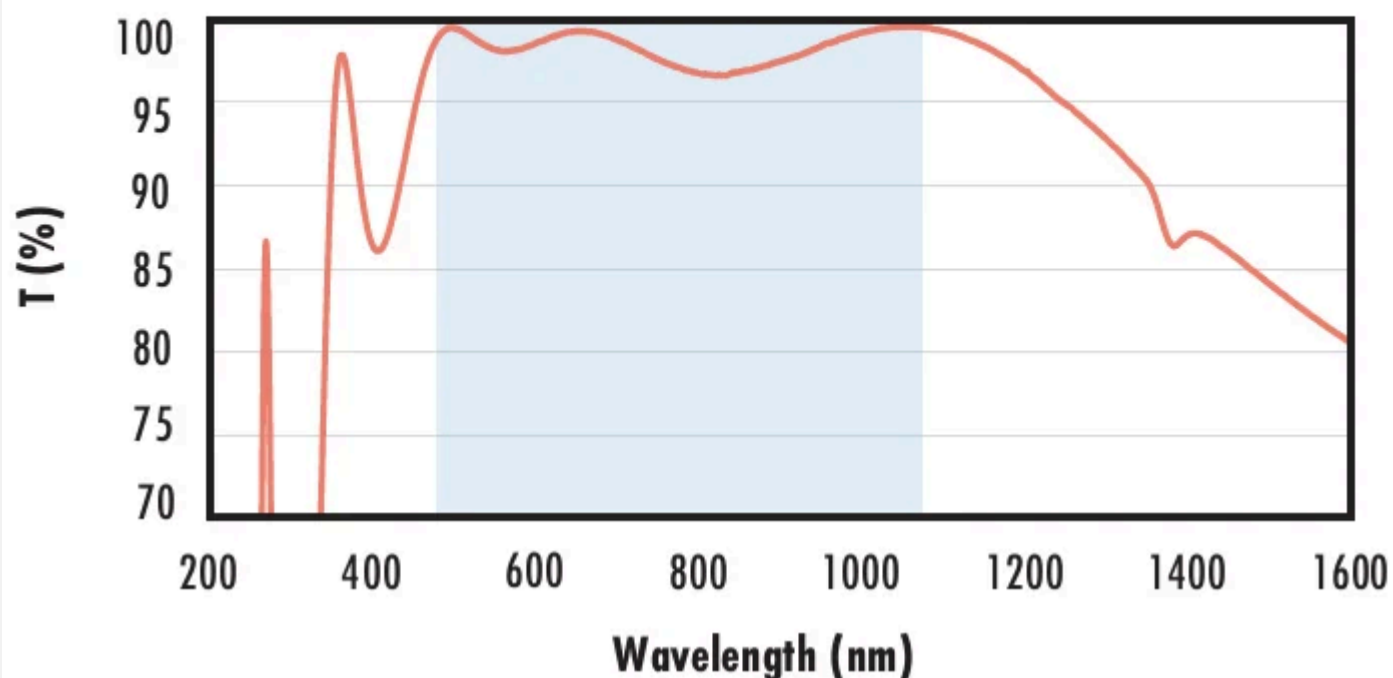
The blue shaded region indicates the coating design wavelength range, with the following specification:

$$R_{avg} \leq 0.4\% \text{ @ } 425 - 675\text{nm}$$

Data outside this range is not guaranteed and is for reference only.

[Click Here to Download Data](#)

Fused Silica with YAG-BBAR Coating Typical Transmission



Typical transmission of a 3mm thick fused silica window with YAG-BBAR (500-1100nm) coating at 0° AOI.

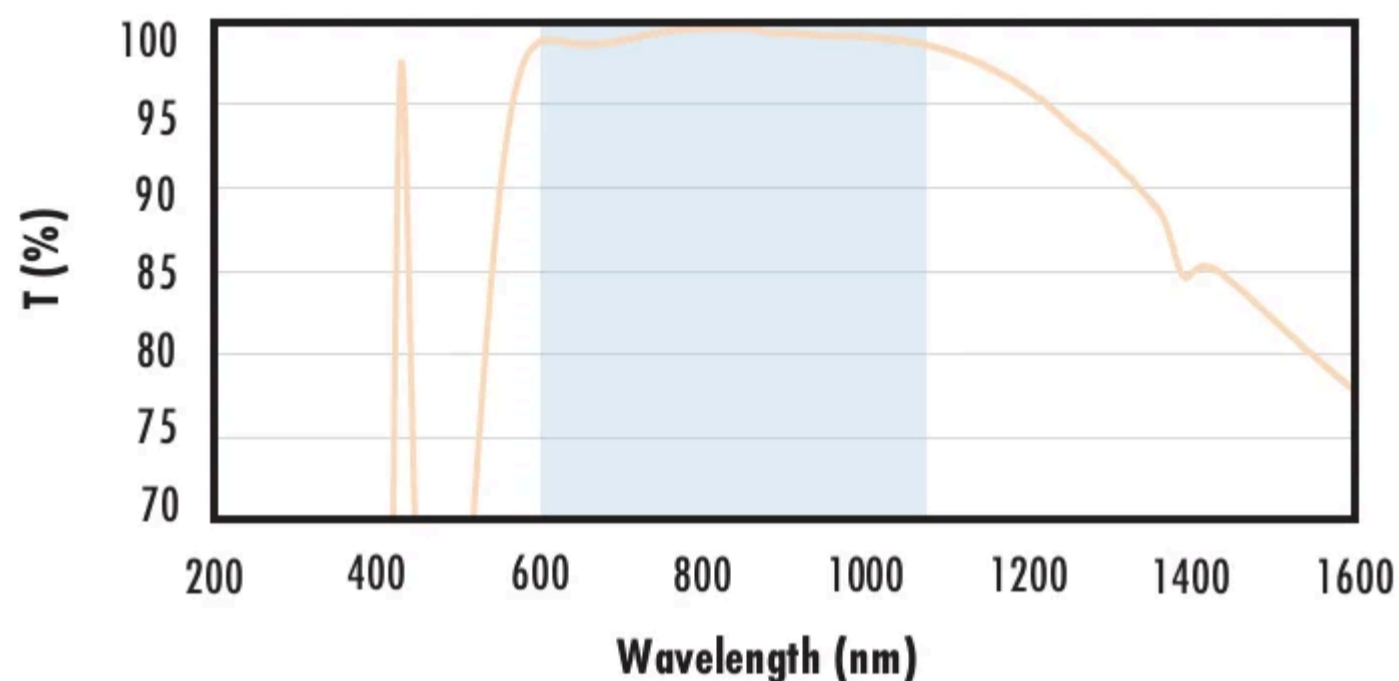
The blue shaded region indicates the coating design wavelength range, with the following specification:

- $R_{abs} \leq 0.25\%$ @ 532nm
- $R_{abs} \leq 0.25\%$ @ 1064nm
- $R_{avg} \leq 1.0\%$ @ 500 - 1100nm

Data outside this range is not guaranteed and is for reference only.

[Click Here to Download Data](#)

Fused Silica with NIR I Coating Typical Transmission



Typical transmission of a 3mm thick fused silica window with NIR I (600 - 1050nm) coating at 0° AOI.

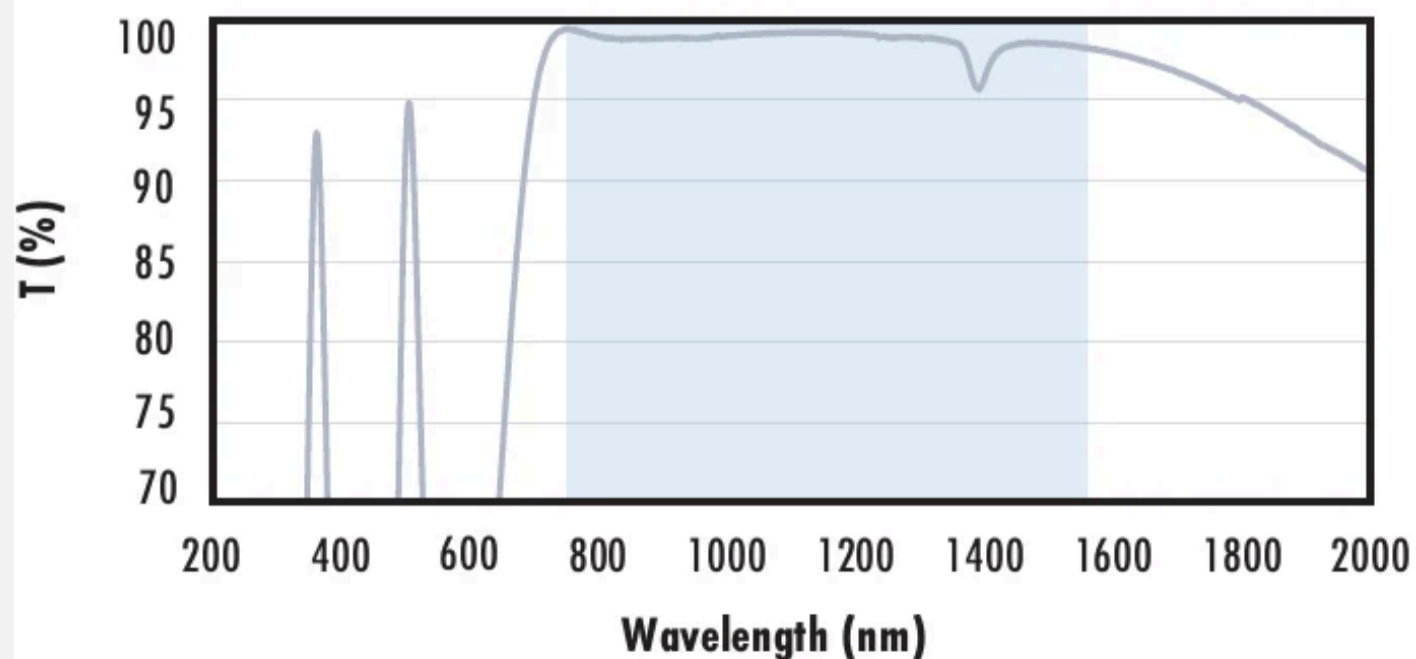
The blue shaded region indicates the coating design wavelength range, with the following specification:

- $R_{avg} \leq 0.5\%$ @ 600 - 1050nm

Data outside this range is not guaranteed and is for reference only.

[Click Here to Download Data](#)

Fused Silica with NIR II Coating Typical Transmission



Typical transmission of a 3mm thick fused silica window with NIR II (750 - 1550nm) coating at 0° AOI.

The blue shaded region indicates the coating design wavelength range, with the following specification:

- $R_{abs} \leq 1.5\%$ @ 750 - 800nm
- $R_{abs} \leq 1.0\%$ @ 800 - 1550nm
- $R_{avg} \leq 0.7\%$ @ 750 - 1550nm

Data outside this range is not guaranteed and is for reference only.

[Click Here to Download Data](#)

Related Products



C, S, and T-Mount Circular
Optic Mounts



Optic Component Mounts



Basic and Plus Optical Component
Cleaning Kits



UV Fused Silica Aspheric Lenses