


TECHSPEC<sup>®</sup> 25mm Dia., NIR II Coated, 30' Wedge, Fused Silica Wedged Window



TECHSPEC<sup>®</sup> Fused Silica Wedged Windows

Stock **#25-622** 20+ In Stock

-

1

+

£152<sup>00</sup>

ADD TO CART

Volume Pricing	
Qty 1-5	£152.80 each
Qty 6-25	£121.60 each
Qty 26-49	£114.40 each
Need More?	<a href="#">Request Quote</a>

 Prices shown are exclusive of VAT/local taxes

Product Downloads

SPECIFICATIONS

General

Wedged Window

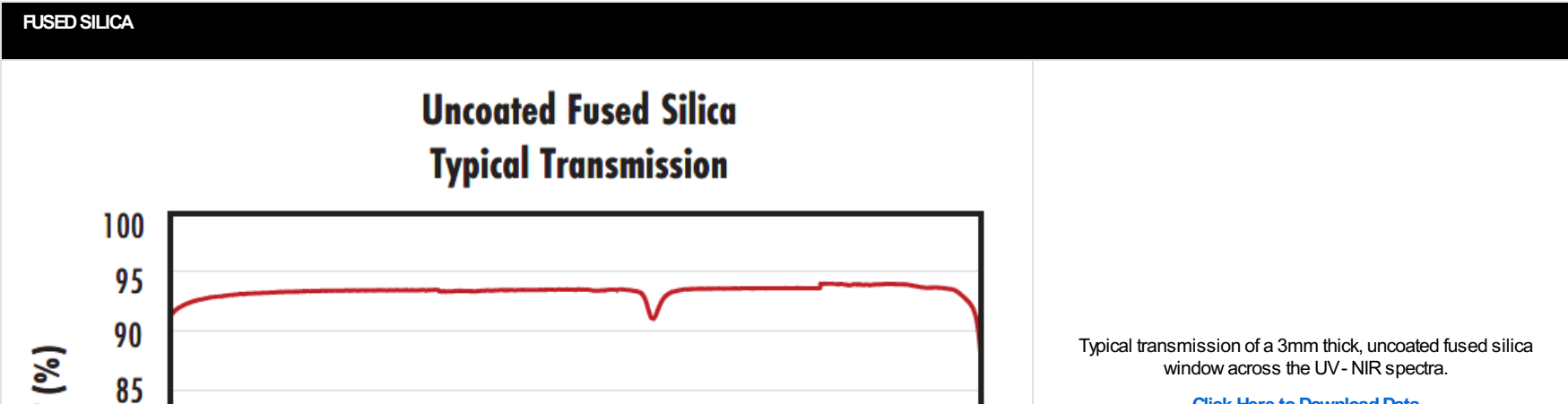
Type:


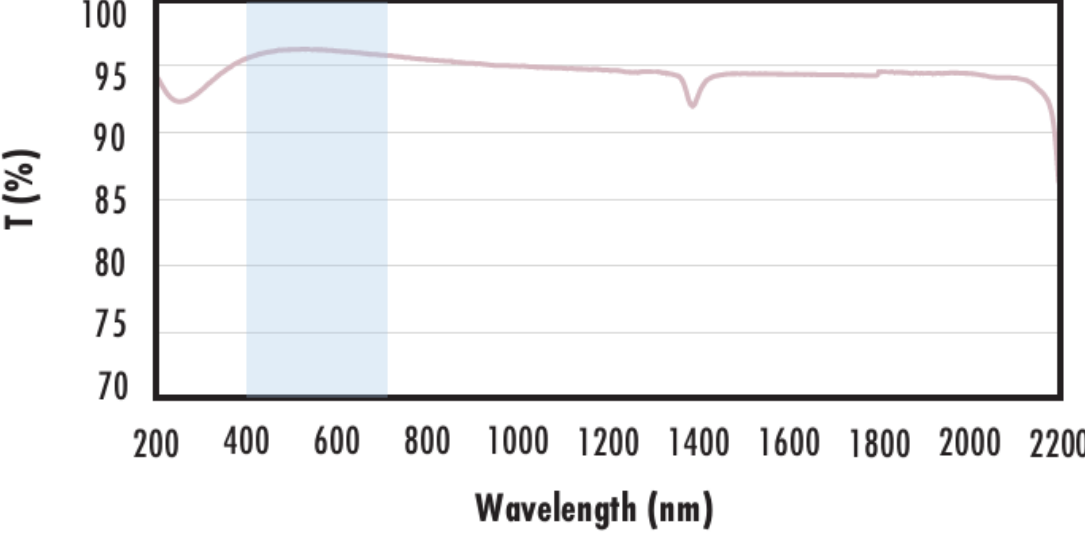
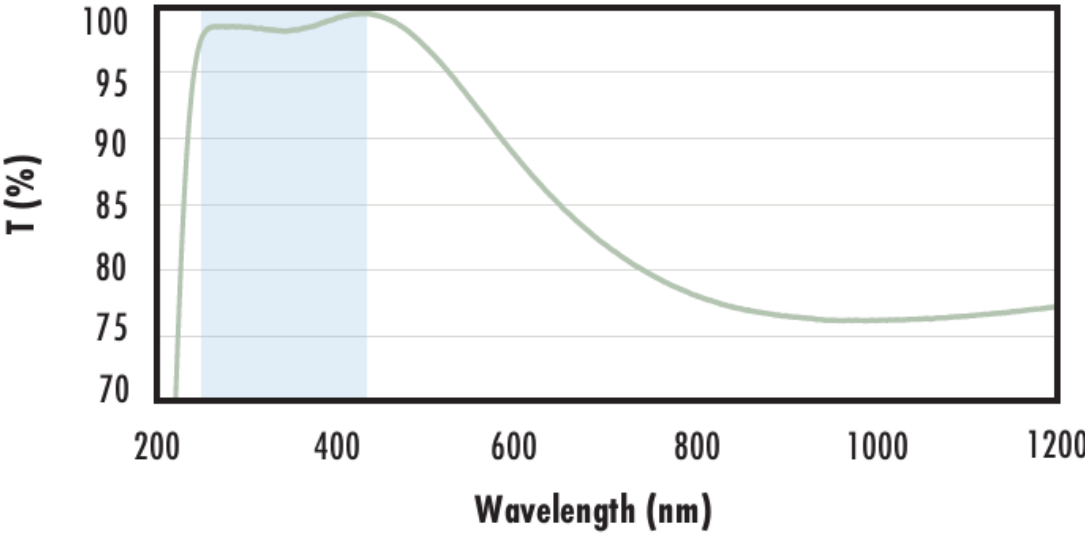
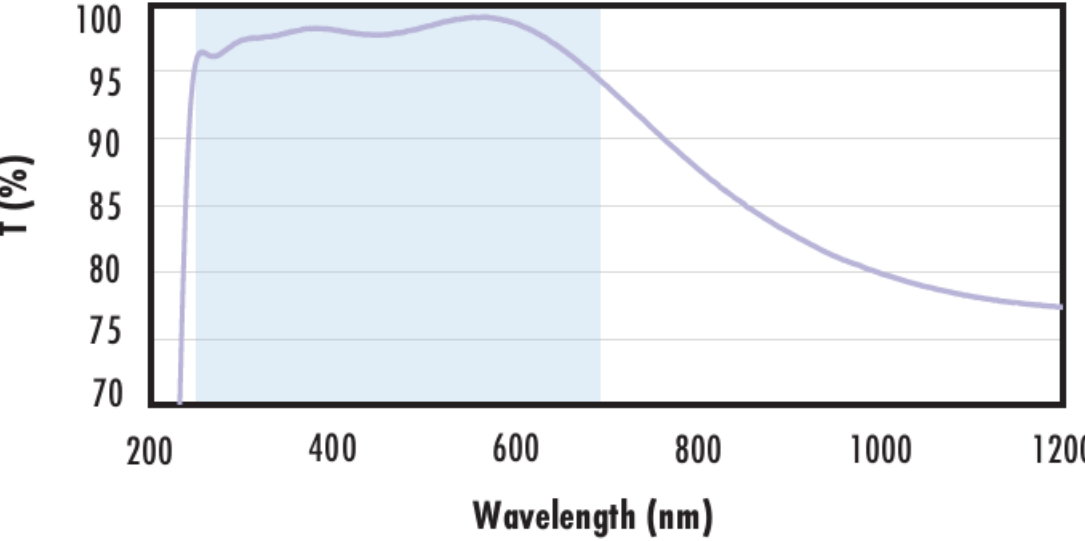
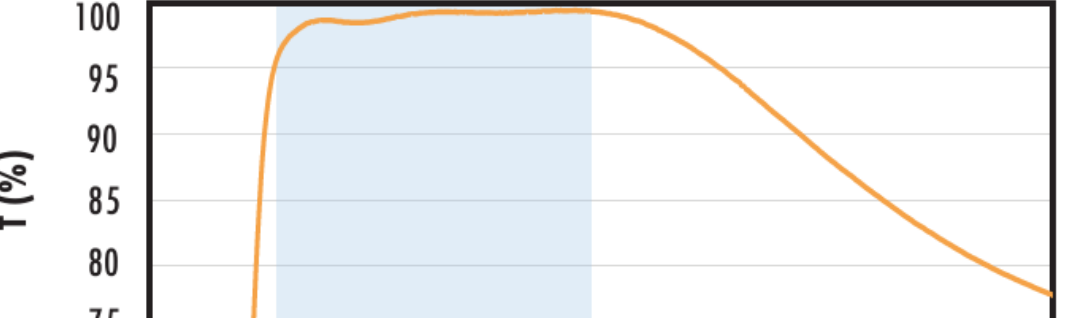
Physical & Mechanical Properties	
22.50	Clear Aperture CA (mm):
25.00 +0.0/-0.10	Diameter (mm):
3.00 ±0.20	Thickness (mm):
Fine Ground	Edges:
73	Young's Modulus (GPa):
30' ±10'	Wedge Angle (arcmin):
Optical Properties	
NIR II (750-1550nm)	Coating:
Rabs ≤1.5% @ 750 - 800nm Ravg ≤0.7% @ 750 - 1550nm Rabs ≤1.0% @ 800 - 1550nm	Coating Specification:
1.458	Index of Refraction (n <sub>d</sub> ):
Fused Silica (Corning 7980)	Substrate: <input type="checkbox"/>
λ/10	Surface Flatness (P-V):
20-10	Surface Quality:
750 - 1550	Wavelength Range (nm):
8 J/cm2 @ 1064nm, 10ns	Damage Threshold, Reference: <input type="checkbox"/>
Material Properties	
0.52 (+5 to +35°C) 0.57 (0 to +200°C) 0.48 (-100 to +200°C)	Coefficient of Thermal Expansion CTE (10 <sup>-6</sup> /°C):
Regulatory Compliance	
Compliant	RoHS 2015:
View	Certificate of Conformance:
Compliant	Reach 235:

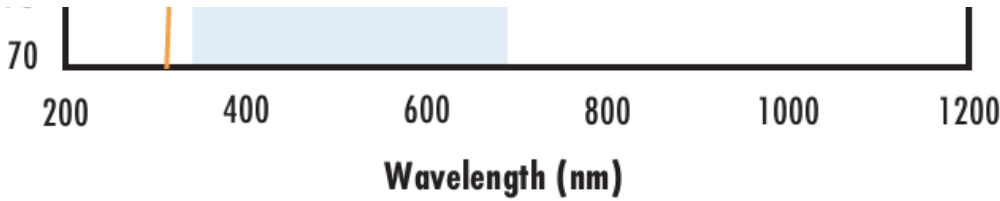
## PRODUCT DETAILS

- UV Fused Silica Substrates with a 30 Arcminute Wedge
  - λ/10 Surface Flatness and 20-10 Surface Quality
  - Prevent Laser Instability When Used in Laser Cavities
  - [N-BK7 Wedged Windows](#) and [Fused Silica Flat Windows](#) Also Available
- TECHSPEC® Fused Silica Wedged Windows are manufactured from UV grade fused silica and feature a 30 arcminute wedge. The wedge of these windows eliminates Etalon effects by preventing back surface reflections from traveling along the same optical path as the transmitted beam. This protects against laser instability, mode-hopping, and power spikes when used in laser cavities and beam interference effects when used externally. TECHSPEC® Fused Silica Wedged Windows are ideal for use in UV or high power laser applications due to their high UV transmittance and insensitivity to temperature variations. These windows can also be used as beam pick-off optics or beam samplers to monitor laser beam properties such as beam power over time.

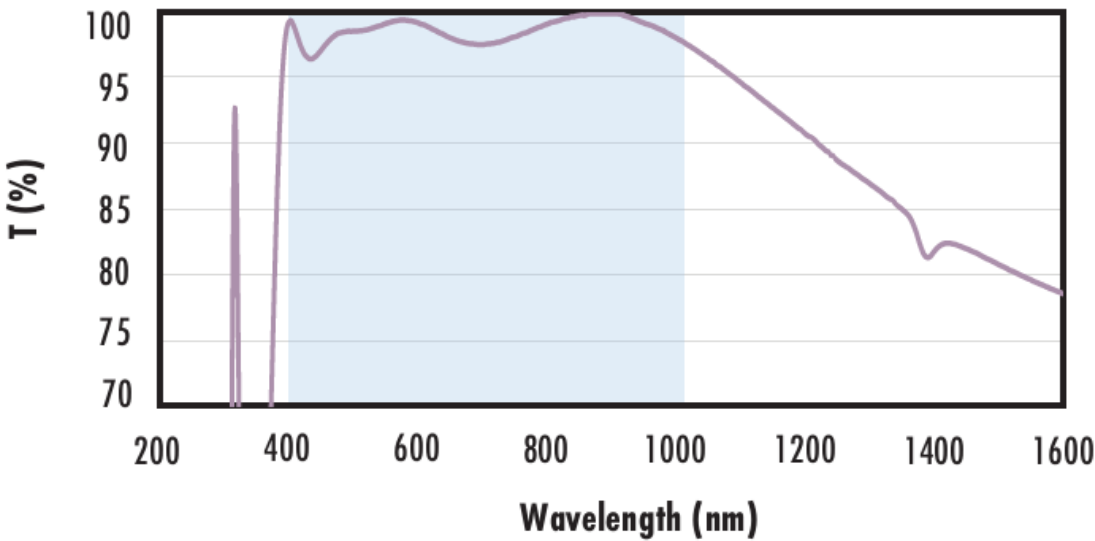
## TECHNICAL INFORMATION



	<a href="#">Click Here to Download Data</a>
<p><b>Fused Silica with MgF<sub>2</sub> Coating</b> <b>Typical Transmission</b></p> 	<p>Typical transmission of a 3mm thick fused silica window with MgF<sub>2</sub> (400-700nm) coating at 0° AOI.</p> <p>The blue shaded region indicates the coating design wavelength range, with the following specification:</p> <p><math>R_{avg} \leq 1.75\% @ 400 - 700\text{nm}</math> (N-BK7)</p> <p>Data outside this range is not guaranteed and is for reference only.</p> <p><a href="#">Click Here to Download Data</a></p>
<p><b>Fused Silica with UV-AR Coating</b> <b>Typical Transmission</b></p> 	<p>Typical transmission of a 3mm thick fused silica window with UV-AR (250-425nm) coating at 0° AOI.</p> <p>The blue shaded region indicates the coating design wavelength range, with the following specification:</p> <p><math>R_{abs} \leq 1.0\% @ 250 - 425\text{nm}</math> <math>R_{avg} \leq 0.75\% @ 250 - 425\text{nm}</math> <math>R_{avg} \leq 0.5\% @ 370 - 420\text{nm}</math></p> <p>Data outside this range is not guaranteed and is for reference only.</p> <p><a href="#">Click Here to Download Data</a></p>
<p><b>Fused Silica with UV-VIS Coating</b> <b>Typical Transmission</b></p> 	<p>Typical transmission of a 3mm thick fused silica window with UV-VIS (250-700nm) coating at 0° AOI.</p> <p>The blue shaded region indicates the coating design wavelength range, with the following specification:</p> <p><math>R_{abs} \leq 1.0\% @ 350 - 450\text{nm}</math> <math>R_{avg} \leq 1.5\% @ 250 - 700\text{nm}</math></p> <p>Data outside this range is not guaranteed and is for reference only.</p> <p><a href="#">Click Here to Download Data</a></p>
<p><b>Fused Silica with VIS-EXT Coating</b> <b>Typical Transmission</b></p> 	<p>Typical transmission of a 3mm thick fused silica window with VIS-EXT (350-700nm) coating at 0° AOI.</p> <p>The blue shaded region indicates the coating design wavelength range, with the following specification:</p> <p><math>R_{avg} \leq 0.5\% @ 350 - 700\text{nm}</math></p> <p>Data outside this range is not guaranteed and is for reference only.</p> <p><a href="#">Click Here to Download Data</a></p>



Fused Silica with VIS-NIR Coating  
Typical Transmission



Typical transmission of a 3mm thick fused silica window with VIS-NIR (400-1000nm) coating at 0° AOI.

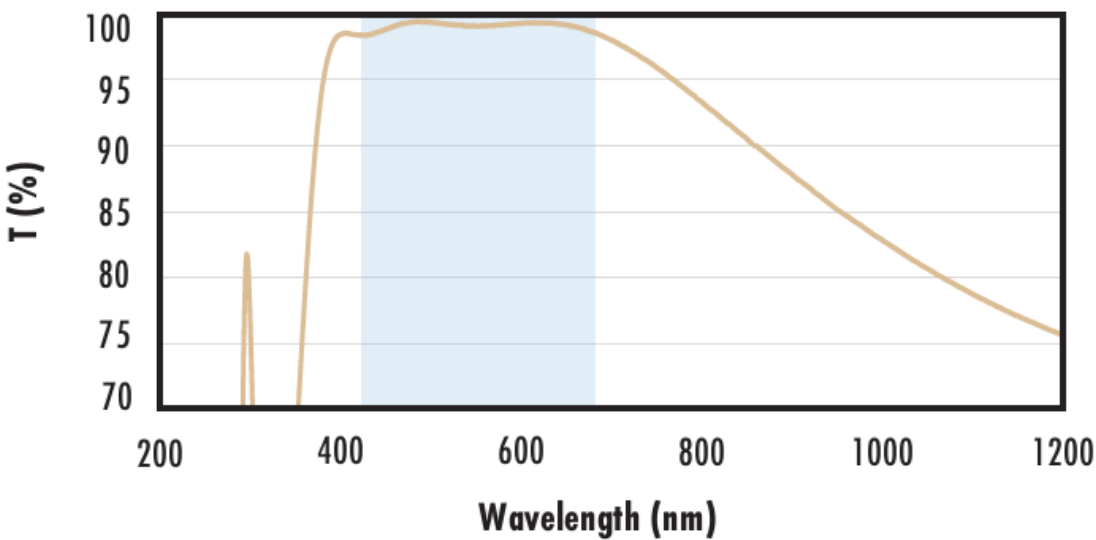
The blue shaded region indicates the coating design wavelength range, with the following specification:

$R_{abs} \leq 0.25\% @ 880nm$   
 $R_{avg} \leq 1.25\% @ 400 - 870nm$   
 $R_{avg} \leq 1.25\% @ 890 - 1000nm$

Data outside this range is not guaranteed and is for reference only.

[Click Here to Download Data](#)

Fused Silica with VIS 0° Coating  
Typical Transmission



Typical transmission of a 3mm thick fused silica window with VIS 0° (425-675nm) coating at 0° AOI.

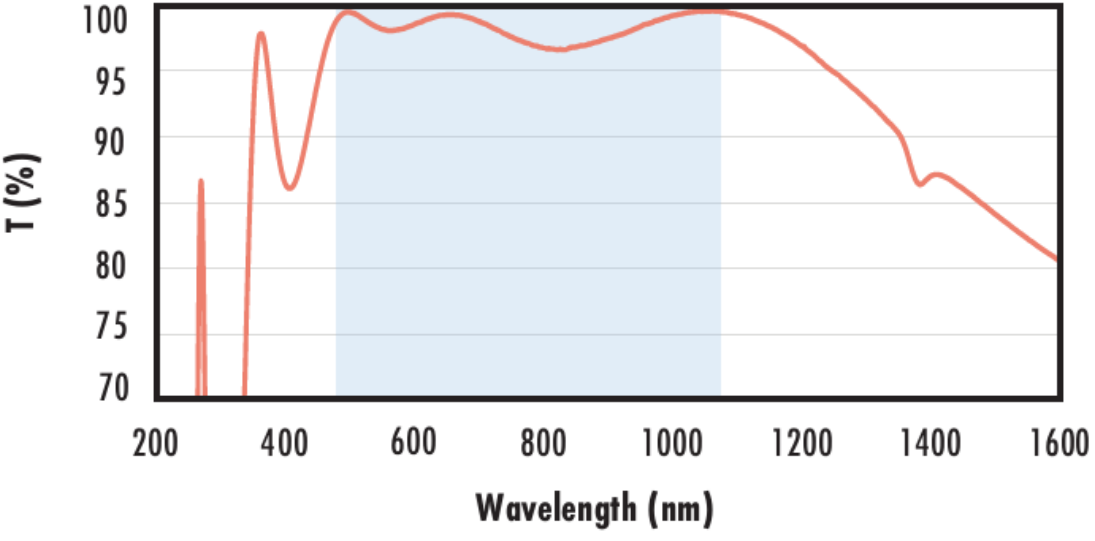
The blue shaded region indicates the coating design wavelength range, with the following specification:

$R_{avg} \leq 0.4\% @ 425 - 675nm$

Data outside this range is not guaranteed and is for reference only.

[Click Here to Download Data](#)

Fused Silica with YAG-BBAR Coating  
Typical Transmission



Typical transmission of a 3mm thick fused silica window with YAG-BBAR (500-1100nm) coating at 0° AOI.

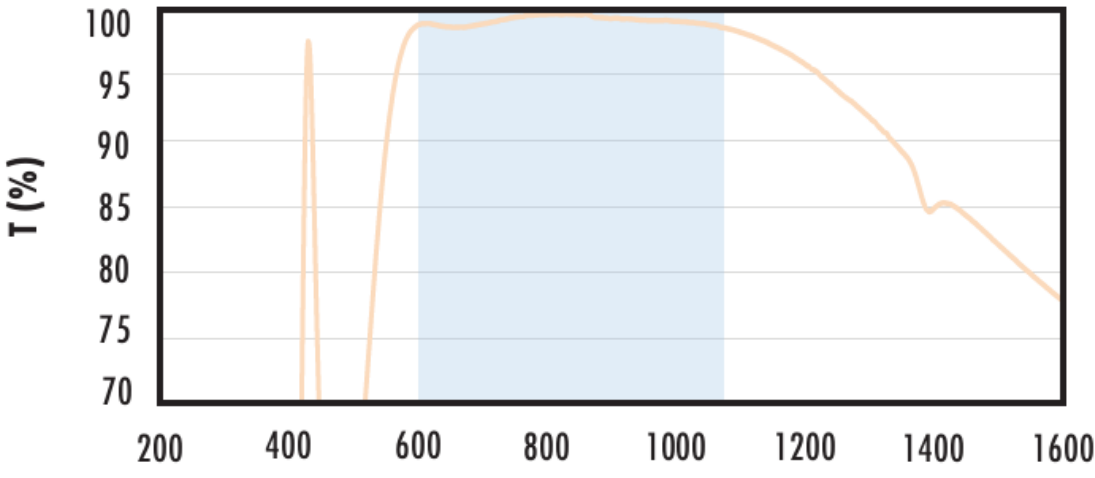
The blue shaded region indicates the coating design wavelength range, with the following specification:

$R_{abs} \leq 0.25\% @ 532nm$   
 $R_{abs} \leq 0.25\% @ 1064nm$   
 $R_{avg} \leq 1.0\% @ 500 - 1100nm$

Data outside this range is not guaranteed and is for reference only.

[Click Here to Download Data](#)

Fused Silica with NIR I Coating  
Typical Transmission



Typical transmission of a 3mm thick fused silica window with NIR I (600 - 1050nm) coating at 0° AOI.

The blue shaded region indicates the coating design wavelength range, with the following specification:

$R_{avg} \leq 0.5\% @ 600 - 1050nm$

Data outside this range is not guaranteed and is for reference only.

[Click Here to Download Data](#)

