TECHSPEC® 25mm Sq., 3mm Thick, UV-VIS Coated λ/10 Fused Silica Window



Stock **#24-305** **4 In Stock**

- 1 + **£145**.33

ADD TO CART

Volume Pricing	
Qty 1-5	**£145.33** each
Qty 6-25	**£116.01** each
Qty 26-49	**£108.56** each
Need More?	Request Quote

Prices shown are exclusive of VAT/local taxes

Product Downloads

SPECIFICATIONS

General

Type:	Protective Window

Physical & Mechanical Properties

Bevel: Protective as needed	**Clear Aperture (%):** 90
Clear Aperture CA (mm): 22.50 x 22.50	**Dimensions (mm):** 25.00 x 25.00 +0.00/-0.20
Thickness (mm): 3.00 ±0.10	**Edges:** Fine Ground
Knoop Hardness (kg/mm^2): 522.00	**Parallelism (arcsec):** <5
Poisson's Ratio: 0.16	**Young's Modulus (GPa):** 73

Optical Properties

Abbe Number (v_d): 67.8	**Coating:** UV-VIS (250-700nm)
Coating Specification: R_{abs} ≤1.0% @ 350 - 450nm R_{avg} ≤1.5% @ 250 - 700nm	**Index of Refraction (n_d):** 1.458
Substrate: Fused Silica Corning 7980	**Surface Quality:** 20-10
Transmitted Wavefront, P-V: λ/10	**Wavelength Range (nm):** 250 - 700
Damage Threshold, Reference: 3 J/cm^2 @ 355nm, 10ns 5 J/cm^2 @ 532nm, 10ns	

Material Properties

Coefficient of Thermal Expansion CTE (10^{-6}/°C): 0.52 (+5 to +35°C) 0.57 (0 to +200°C) 0.48 (-100 to +200°C)	**Density (g/cm^3):** 2.20

Regulatory Compliance

RoHS 2015: Compliant	**Certificate of Conformance:** View
Reach 235: Compliant	

PRODUCT DETAILS

- UV, Visible, and NIR Anti-Reflection Coated Versions Available
- λ/10 Transmitted Wavefront Distortion
- Circular and Square Sizes from 2mm to 150mm
- 1λ or λ/4 UV Fused Silica Windows Also Available

TECHSPEC® λ/10 UV Fused Silica Windows feature laser-grade surface quality and parallelism. In addition, these windows will limit the transmitted wavefront distortion to λ/10. The superior transmission characteristics, excellent thermal properties, and high tolerance manufacturing specifications make these windows an excellent choice for more demanding applications. TECHSPEC λ/10 UV Fused Silica Windows are available for purchase in circular and square sizes ranging from 2mm to 150mm.. These windows are offered uncoated or with anti-reflection coatings optimized for the UV or visible spectrum.

TECHNICAL INFORMATION

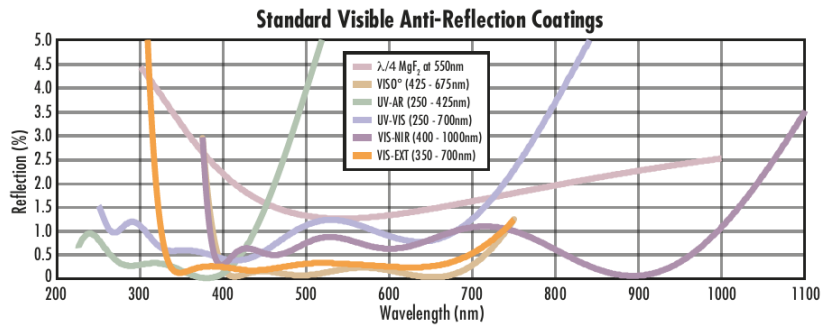

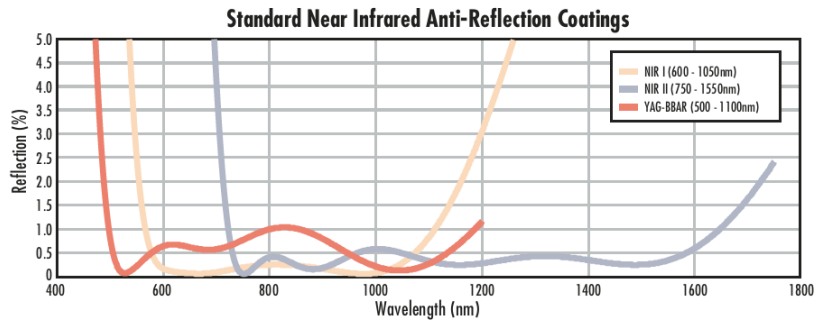

FUSED SILICA

Uncoated Fused Silica Typical Transmission

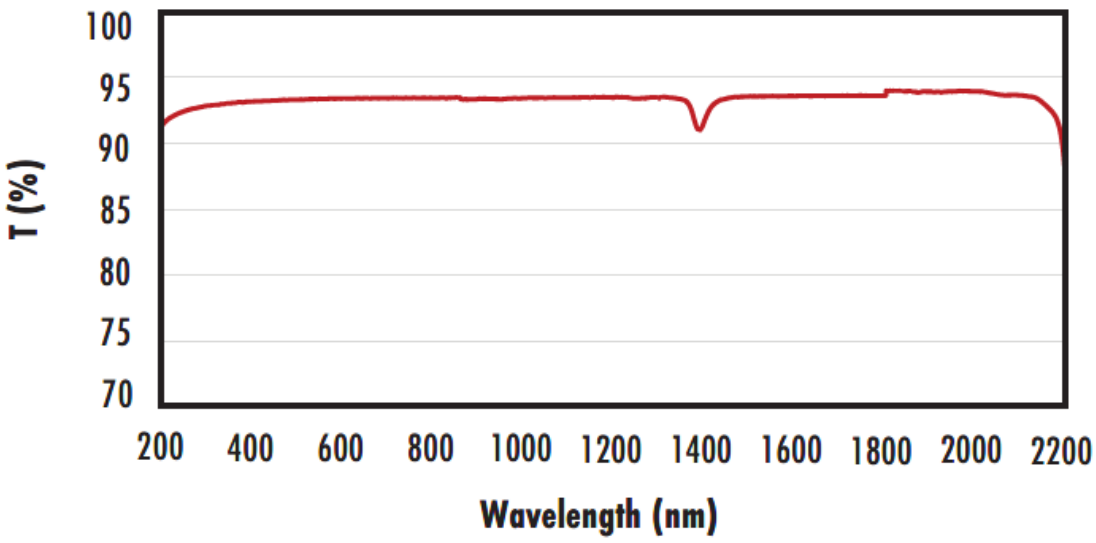

Typical transmission of a 3mm thick, uncoated fused silica window across the UV - NIR spectra.

Click Here to Download Data

Fused Silica with MgF_2 Coating Typical Transmission

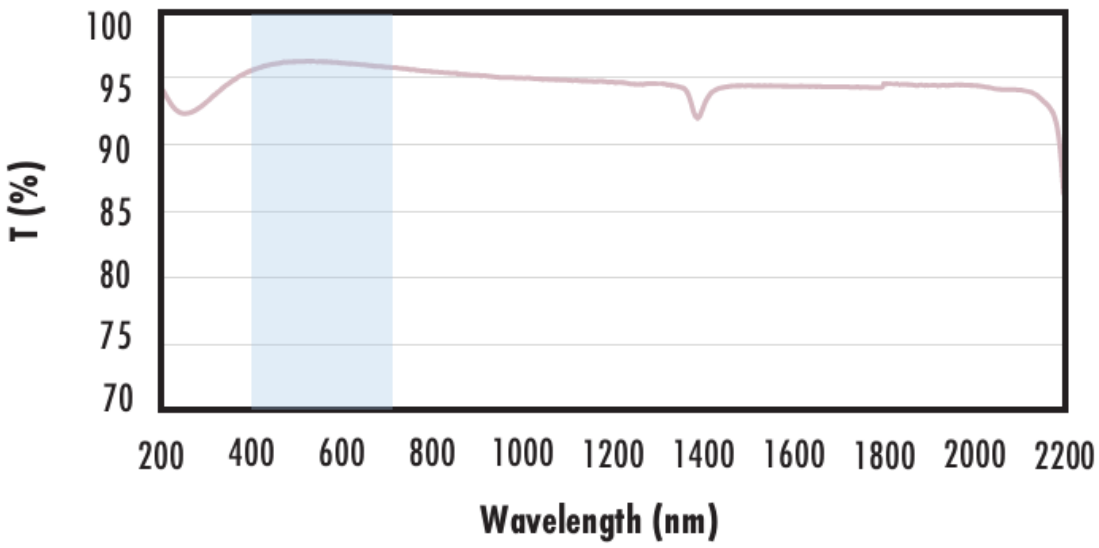

Typical transmission of a 3mm thick fused silica window with MgF2 (400-700nm) coating at 0° AOI.

The blue shaded region indicates the coating design wavelengh range, with the following specification:

$R_{avg} \leq 1.75\%$ @ 400 - 700nm (N-BK7)

Data outside this range is not guaranteed and is for reference only.

Click Here to Download Data

Fused Silica with UV-AR Coating Typical Transmission

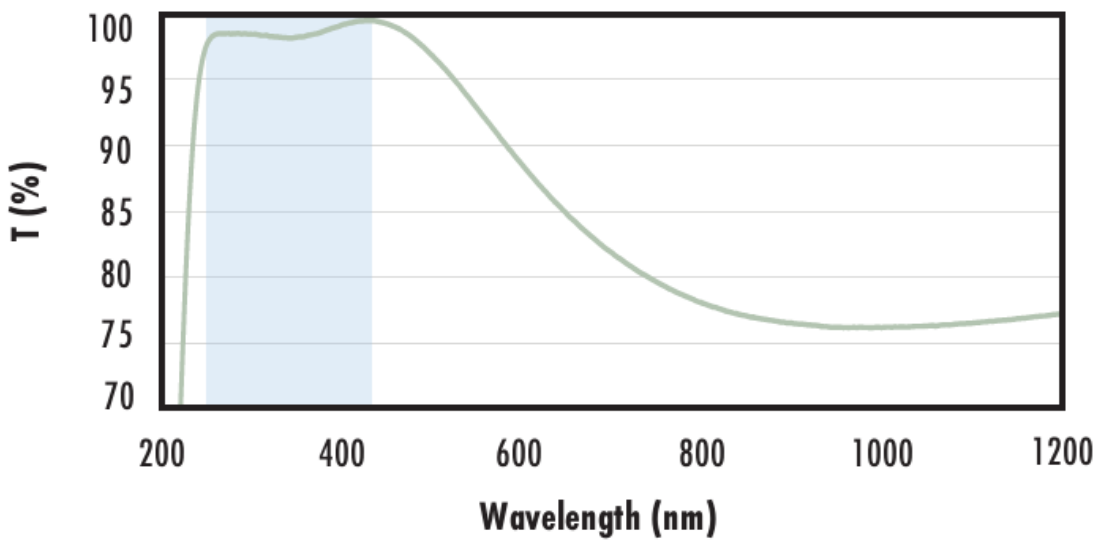

Typical transmission of a 3mm thick fused silica window with UV-AR (250-425nm) coating at 0° AOI.

The blue shaded region indicates the coating design wavelengh range, with the following specification:

$R_{abs} \leq 1.0\%$ @ 250 - 425nm
$R_{avg} \leq 0.75\%$ @ 250 - 425nm
$R_{avg} \leq 0.5\%$ @ 370 - 420nm

Data outside this range is not guaranteed and is for reference only.

Click Here to Download Data

Fused Silica with UV-VIS Coating
Typical Transmission

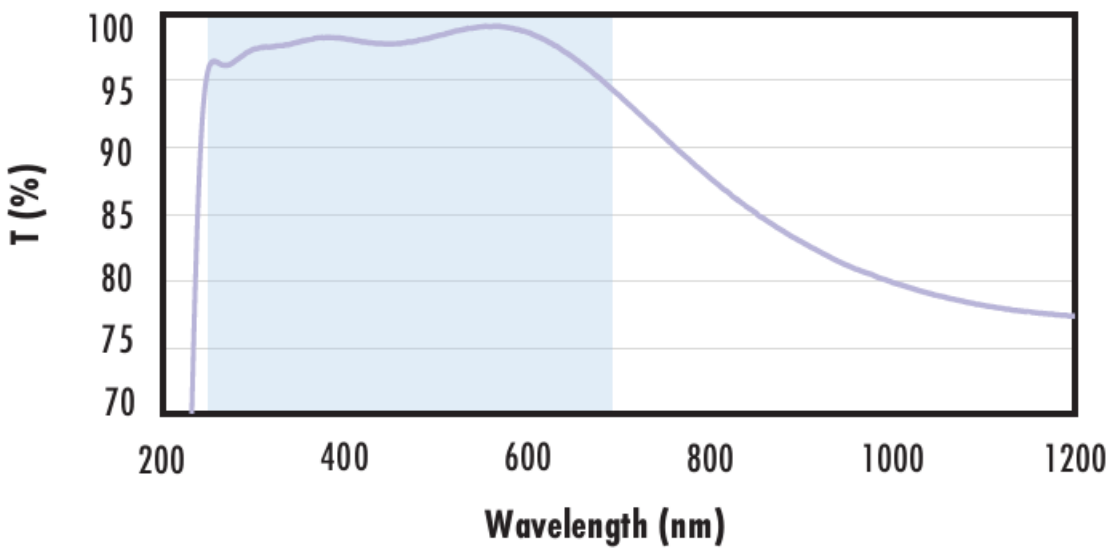

Typical transmission of a 3mm thick fused silica window with UV-VIS (250-700nm) coating at 0° AOI.

The blue shaded region indicates the coating design wavelengh range, with the following specification:

$R_{abs} \leq 1.0\%$ @ 350 - 450nm
$R_{avg} \leq 1.5\%$ @ 250 - 700nm

Data outside this range is not guaranteed and is for reference only.

Click Here to Download Data

Fused Silica with VIS-EXT Coating
Typical Transmission

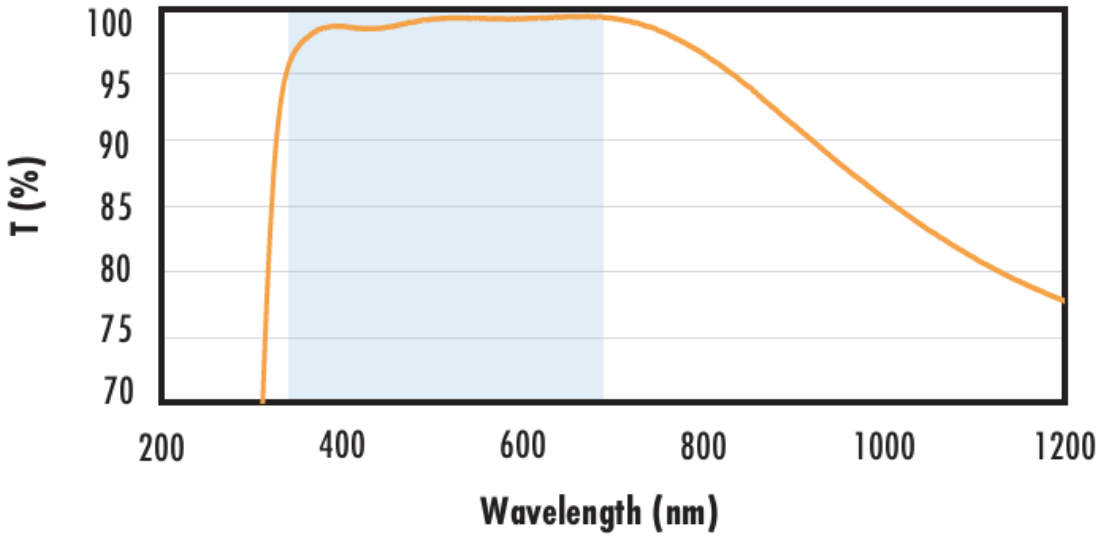

Typical transmission of a 3mm thick fused silica window with VIS-EXT (350-700nm) coating at 0° AOI.

The blue shaded region indicates the coating design wavelengh range, with the following specification:

$R_{avg} \leq 0.5\%$ @ 350 - 700nm

Data outside this range is not guaranteed and is for reference only.

Click Here to Download Data

Fused Silica with VIS-NIR Coating
Typical Transmission

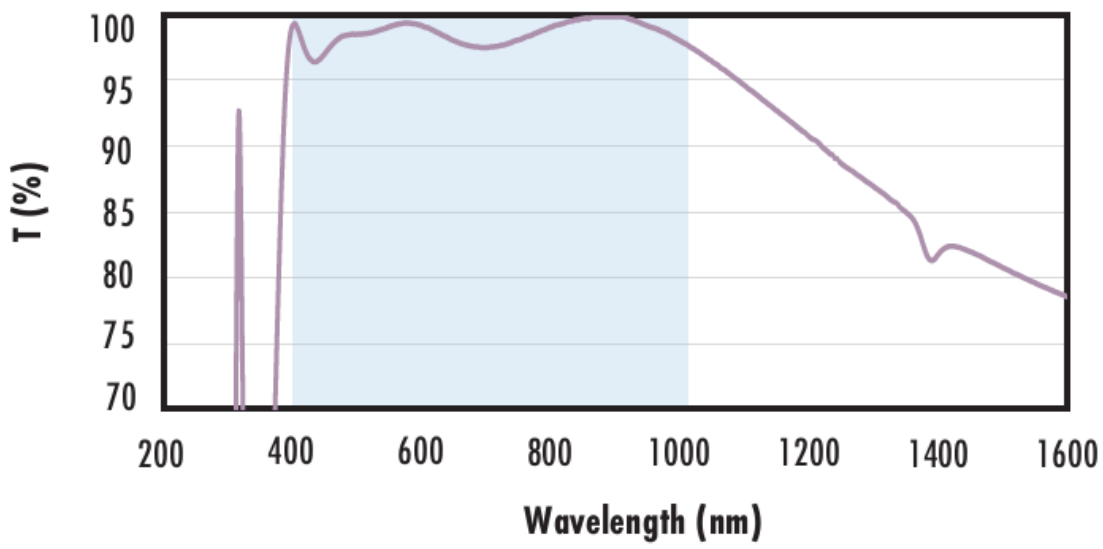

Typical transmission of a 3mm thick fused silica window with VIS-NIR (400-1000nm) coating at 0° AOI.

The blue shaded region indicates the coating design wavelengh range, with the following specification:

$R_{abs} \leq 0.25\%$ @ 880nm
$R_{avg} \leq 1.25\%$ @ 400 - 870nm
$R_{avg} \leq 1.25\%$ @ 890 - 1000nm

Data outside this range is not guaranteed and is for reference only.

Click Here to Download Data

Fused Silica with VIS 0° Coating
Typical Transmission

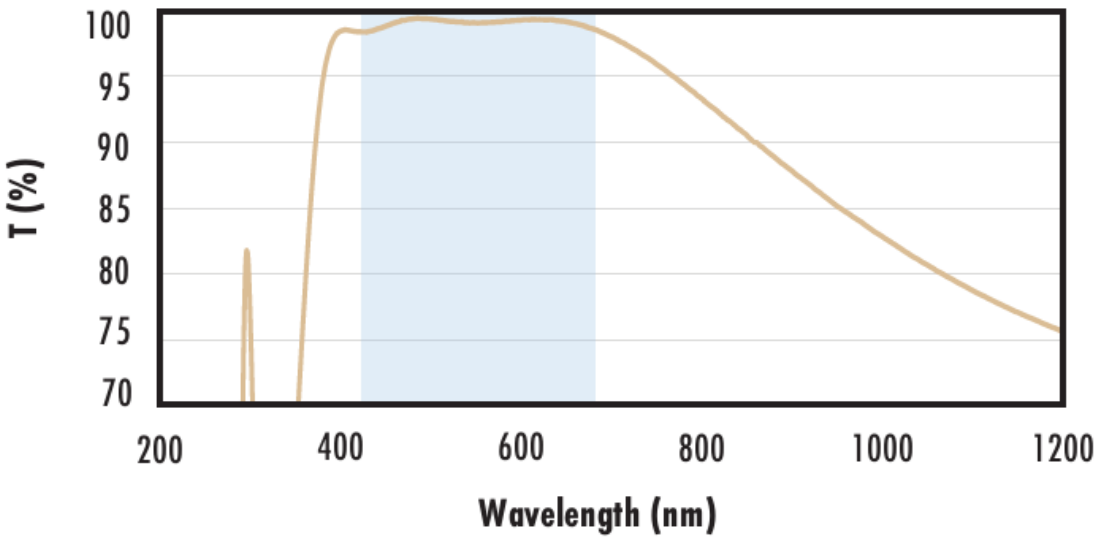

Typical transmission of a 3mm thick fused silica window with VIS 0° (425-675nm) coating at 0° AOI.

The blue shaded region indicates the coating design wavelengh range, with the following specification:

$R_{avg} \leq 0.4\%$ @ 425 - 675nm

Data outside this range is not guaranteed and is for reference only.

Click Here to Download Data

Fused Silica with YAG-BBAR Coating
Typical Transmission

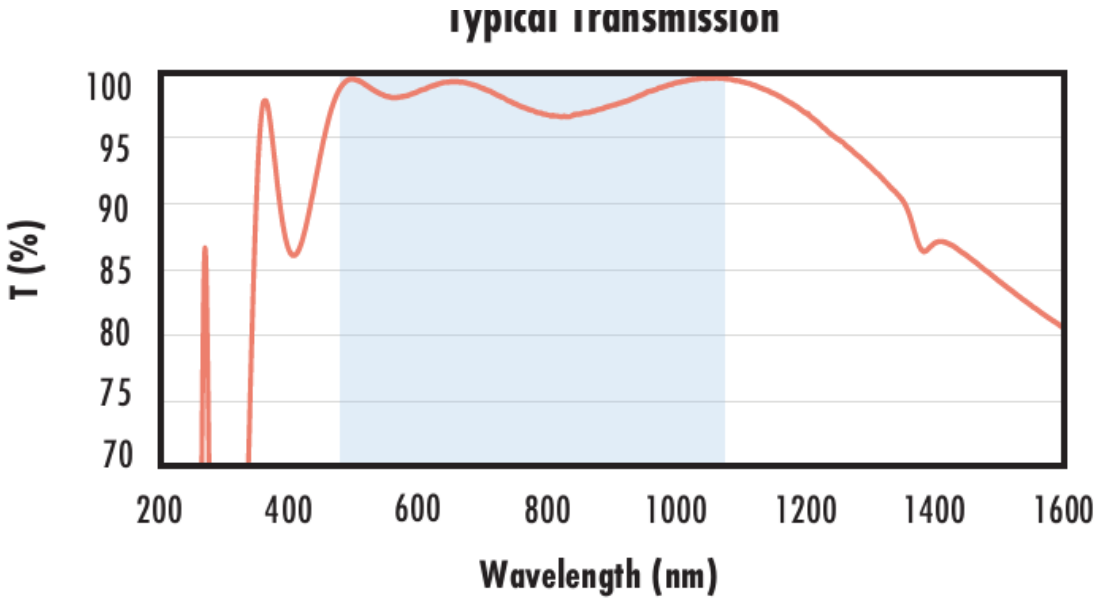

Typical transmission of a 3mm thick fused silica window with YAG-BBAR (500-1100nm) coating at 0° AOI.

The blue shaded region indicates the coating design wavelengh range, with the following specification:

$R_{abs} \leq 0.25\%$ @ 532nm
$R_{abs} \leq 0.25\%$ @ 1064nm
$R_{avg} \leq 1.0\%$ @ 500 - 1100nm

Data outside this range is not guaranteed and is for reference only.

Click Here to Download Data

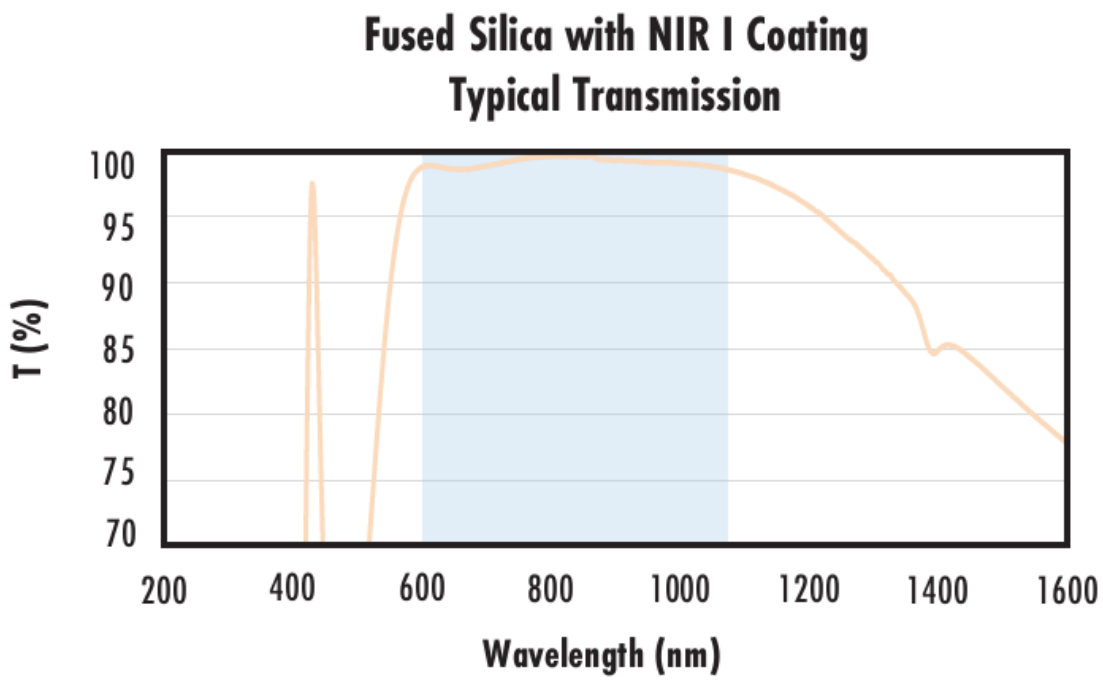

Typical transmission of a 3mm thick fused silica window with NIR I (600 - 1050nm) coating at 0° AOI.

The blue shaded region indicates the coating design wavelengh range, with the following specification:

$R_{avg} \leq 0.5\%$ @ 600 - 1050nm

Data outside this range is not guaranteed and is for reference only.

Click Here to Download Data

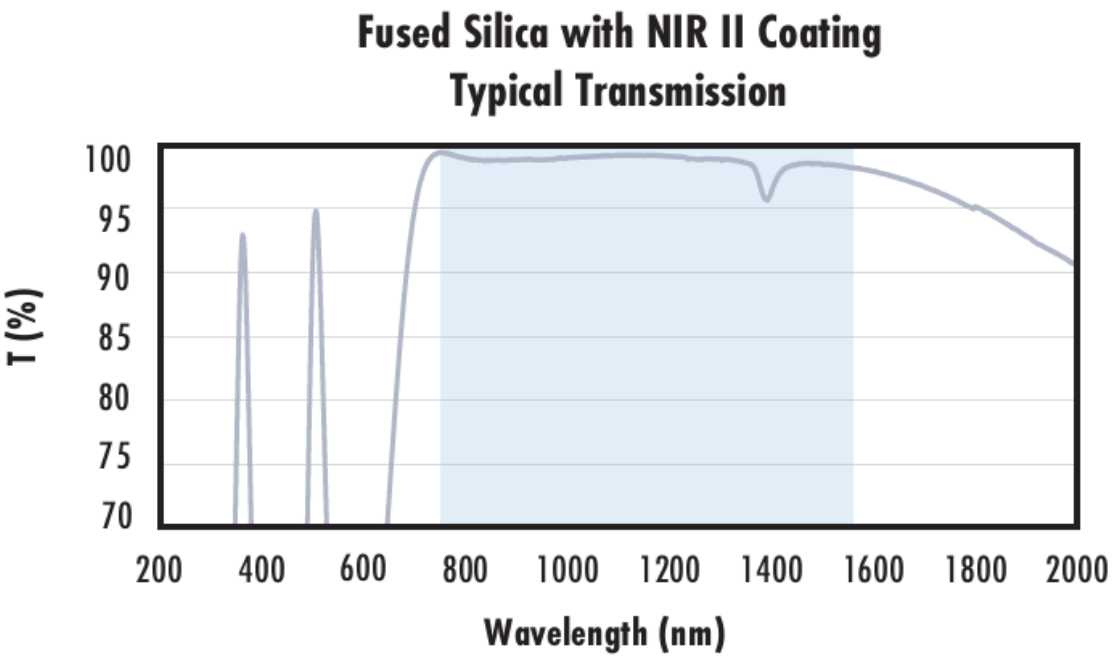

Typical transmission of a 3mm thick fused silica window with NIR II (750 - 1550nm) coating at 0° AOI.

The blue shaded region indicates the coating design wavelengh range, with the following specification:

$R_{abs} \leq 1.5\%$ @ 750 - 800nm
$R_{abs} \leq 1.0\%$ @ 800 - 1550nm
$R_{avg} \leq 0.7\%$ @ 750 - 1550nm

Data outside this range is not guaranteed and is for reference only.

Click Here to Download Data

CUSTOM

Edmund Optics offers comprehensive custom manufacturing services for optical and imaging components tailored to your specific application requirements. Whether in the prototyping phase or preparing for full-scale production, we provide flexible solutions to meet your needs. Our experienced engineers are here to assist—from concept to completion.

Our capabilities include:

- Custom dimensions, materials, coatings, and more
- High-precision surface quality and flatness
- Tight tolerances and complex geometries
- Scalable production—from prototype to volume

Learn more about our **custom manufacturing capabilities** or submit an inquiry **here.**