

[« See all 413 Products in Family](#)

[All Products](#) / [Optics](#) / [Optical Lenses](#) / [Plano-Convex \(PCX\) Lenses](#) / [Standard Plano-Convex \(PCX\) Lenses](#) / [YAG-BBAR Coated Plano-Convex \(PCX\) Lenses](#)

TECHSPEC®

25.0mm Dia. x 175.0mm FL, YAG-BBAR Coated Plano-Convex Lens




Stock #88-890 **3 In Stock** [Other Coating Options](#)

- 1 +

£43^{.20}

ADD TO CART

YAG-BBAR Coated Plano-Convex (PCX) Lenses



Volume Pricing	
Qty 1-9	£43.20 each
Qty 10-24	£38.80 each
Qty 25-49	£34.60 each
Need More?	Request Quote

Prices shown are exclusive of VAT/local taxes

Product Downloads	
STEP:stp	Curve:pdf
PDF Drawing:pdf	
ISO 10110 Drawing	
IGES:igs	Curve (xlsx):xlsx
Zemax:zar	Zemax:zmx
eDrawing:eprt	Code V:seq
EO Spec Sheet	Download All

General

Type: Plano-Convex Lens

Physical & Mechanical Properties

Diameter (mm): 25.00 +0.0/-0.025	Centering (arcmin): <1
Center Thickness CT (mm): 3.50 ±0.10	Edge Thickness ET (mm): 2.63
Clear Aperture CA (mm): 24	Bevel: Protective as needed

Optical Properties

Effective Focal Length EFL (mm): 175.00 @ 587.6nm	Back Focal Length BFL (mm): 172.85
Coating: YAG-BBAR (500-1100nm)	Coating Specification: R _{abs} <0.25% @ 532nm R _{abs} <0.25% @ 1064nm R _{avg} <1.0% @ 500 - 1100nm
Substrate: N-BK7	Surface Quality: 40-20
Power (P-V) @ 632.8nm: 1.5λ	Irregularity (P-V) @ 632.8nm: λ/4
Focal Length Tolerance: ±1	Radius R₁ (mm): 90.47

(%):			
f/#:	7	Numerical Aperture NA:	0.07
Wavelength Range (nm):	500 - 1100	Damage Threshold, By Design:	5 J/cm ² @ 532nm, 10ns

Regulatory Compliance

RoHS 2015:	Compliant	Certificate of Conformance:	View
Reach 235:	Compliant		

Need different specs or modifications?

Edmund Optics offers comprehensive custom manufacturing services for optical and imaging components tailored to your specific application requirements. Whether in the prototyping phase or preparing for full-scale production, we provide flexible solutions to meet your needs. Our experienced engineers are here to assist—from concept to completion.

Our capabilities include:

- Custom dimensions, materials, coatings, and more
- High-precision surface quality and flatness
- Tight tolerances and complex geometries
- Scalable production—from prototype to volume

Learn more about our [custom manufacturing capabilities](#) or submit an inquiry [here](#).

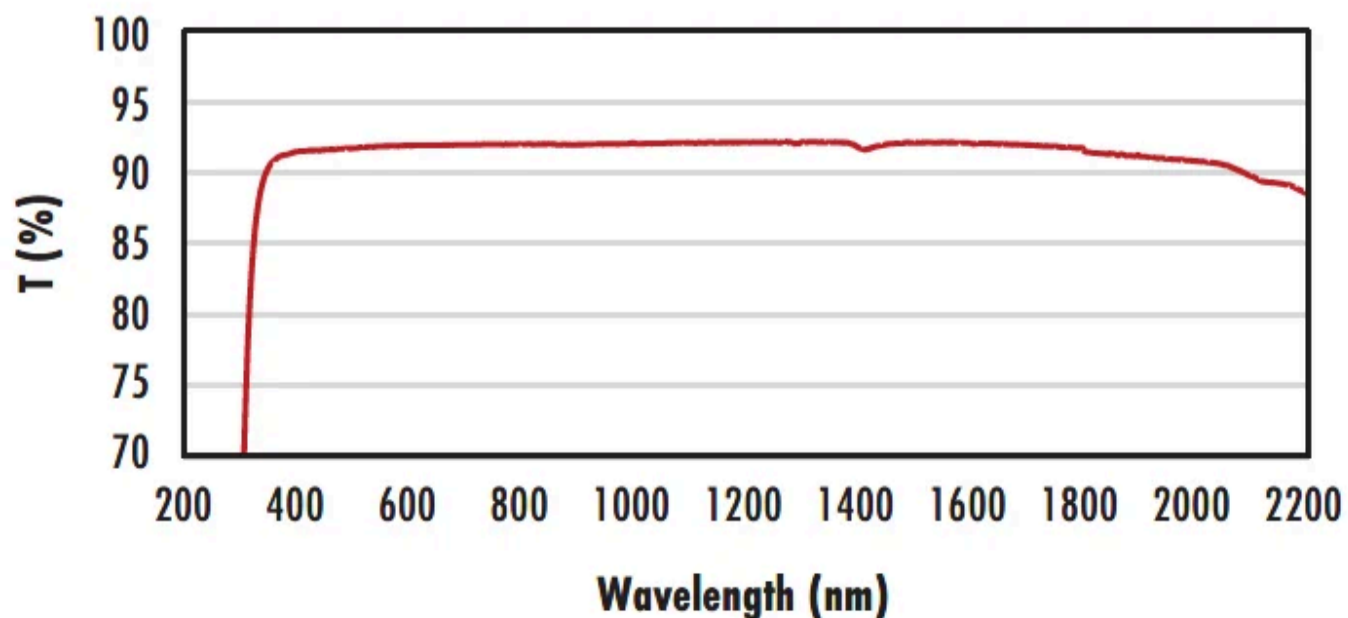
Product Details

- Optimized for R<0.25% @ Both 532nm and 1064nm
- AR Coated to Provide <1.0% Reflectance per Surface for 500 - 1100nm
- Designed for 0° Angle of Incidence
- Various PCX Coating Options: **Uncoated**, **MgF₂**, **VIS 0°**, **VIS-NIR**, **NIR I**, **NIR II**, and **VIS-EXT**

TECHSPEC® YAG-BBAR Coated Plano-Convex (PCX) Lenses have a positive focal length, making them ideal for collecting and focusing light in imaging applications. They are also useful in a variety of applications involving emitters, detectors, lasers, and fiber optics. TECHSPEC® YAG-BBAR Coated Plano-Convex (PCX) Lenses are available in a wide variety of diameters and focal lengths. Identical designs of these PCX lenses are also offered **uncoated** or with broadband anti-reflective (BBAR) coatings, which include **MgF₂**, **VIS 0°**, **VIS-NIR**, **NIR I**, **NIR II**, and **VIS-EXT**.

Technical Information

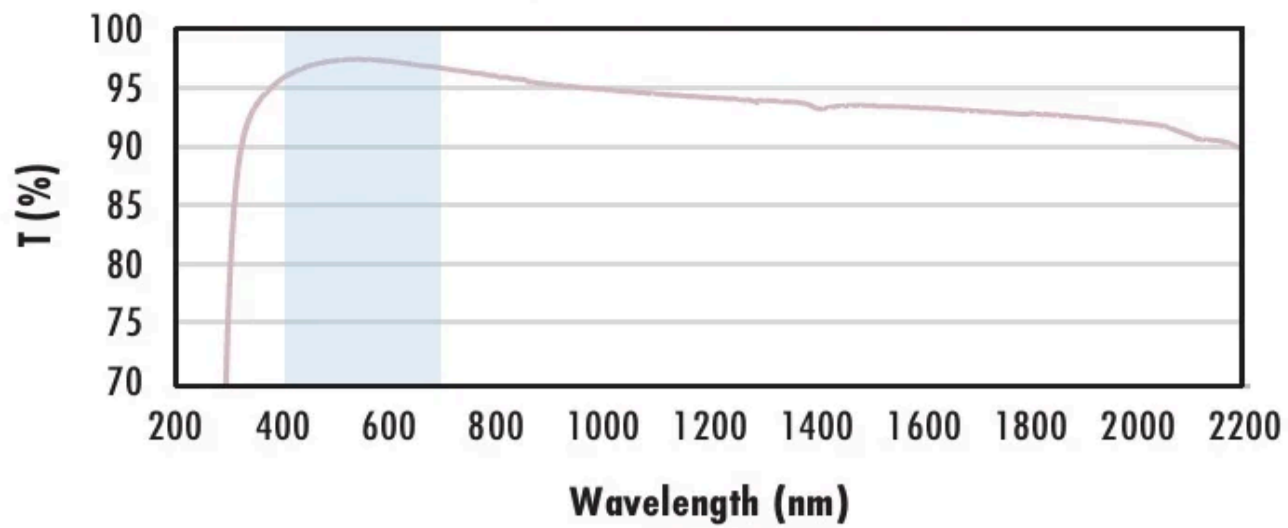
Uncoated N-BK7 Typical Transmission



Typical transmission of a 3mm thick, uncoated N-BK7 window across the UV - NIR spectra.

[Click Here to Download Data](#)

N-BK7 with MgF₂ Coating Typical Transmission



Typical transmission of a 3mm thick N-BK7 window w MgF₂ (400-700nm) coating at 0° AOI.

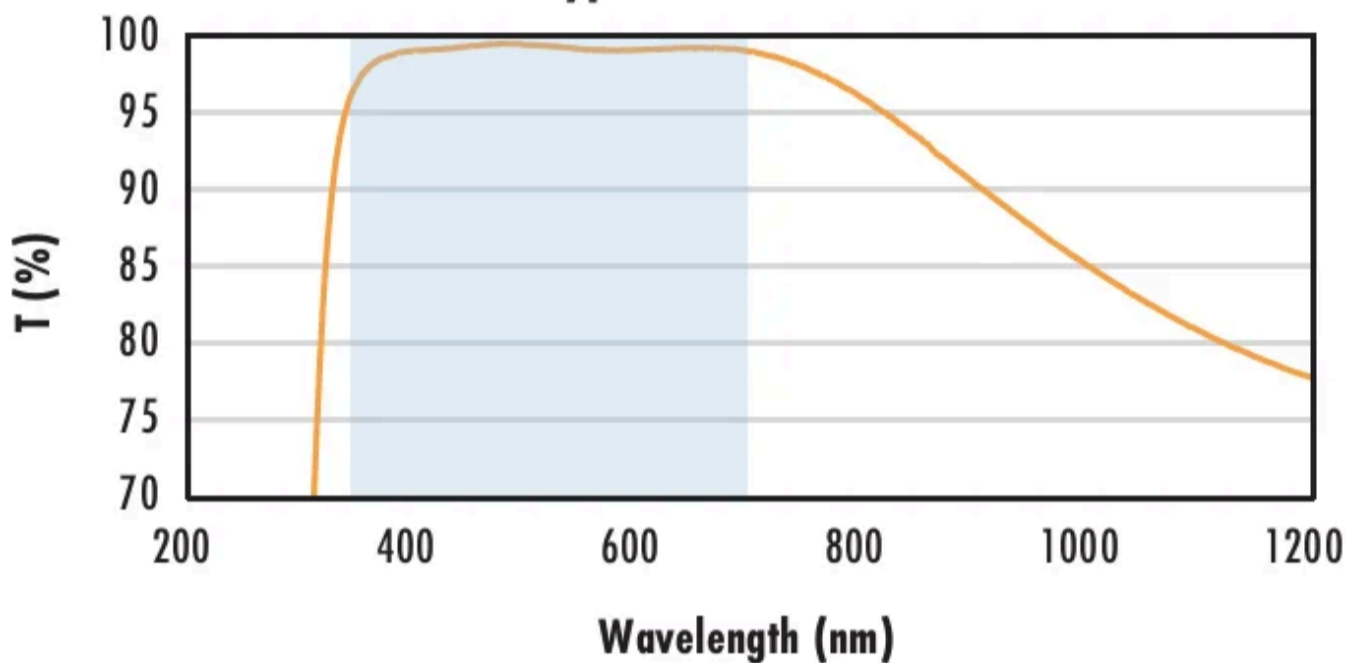
The blue shaded region indicates the coating design wavelength range, with the following specification:

$$R_{avg} \leq 1.75\% \text{ @ } 400 - 700\text{nm (N-BK7)}$$

Data outside this range is not guaranteed and is for reference only.

[Click Here to Download Data](#)

N-BK7 with VIS-EXT Coating Typical Transmission



Typical transmission of a 3mm thick N-BK7 window w VIS-EXT (350-700nm) coating at 0° AOI.

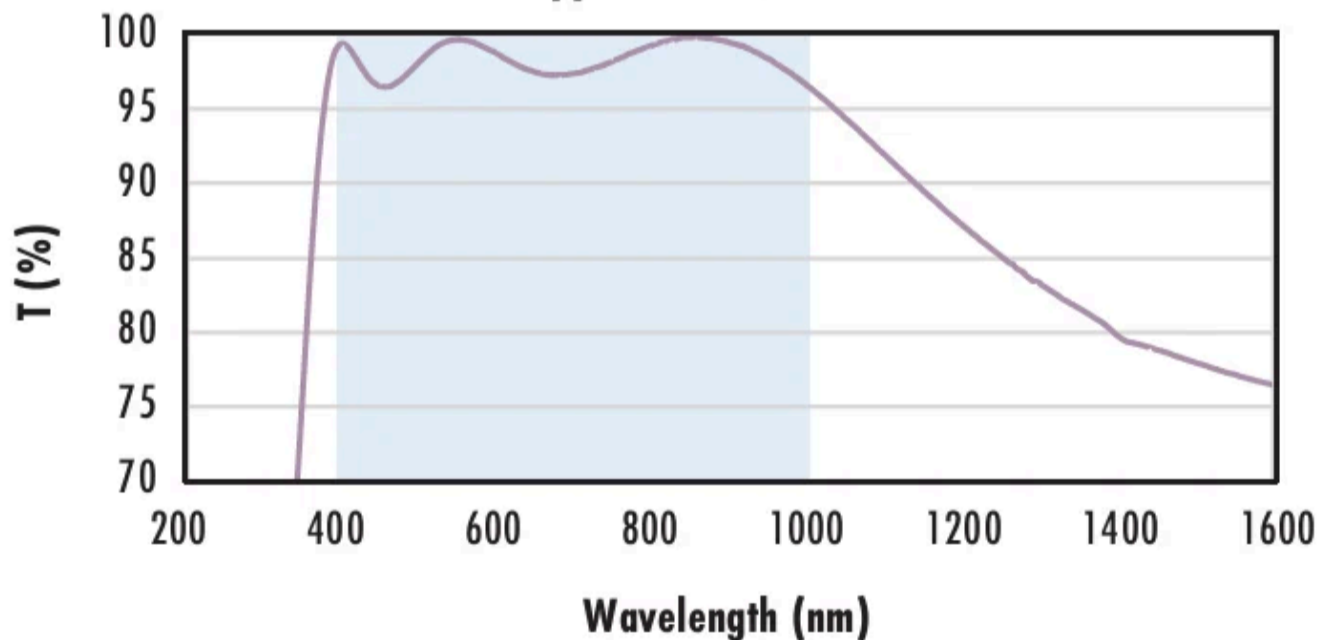
The blue shaded region indicates the coating design wavelength range, with the following specification:

$$R_{avg} \leq 0.5\% \text{ @ } 350 - 700\text{nm}$$

Data outside this range is not guaranteed and is for reference only.

[Click Here to Download Data](#)

N-BK7 with VIS-NIR Coating Typical Transmission



Typical transmission of a 3mm thick N-BK7 window w VIS-NIR (400-1000nm) coating at 0° AOI.

The blue shaded region indicates the coating design wavelength range, with the following specification:

$$\begin{aligned} R_{abs} &\leq 0.25\% \text{ @ } 880\text{nm} \\ R_{avg} &\leq 1.25\% \text{ @ } 400 - 870\text{nm} \\ R_{avg} &\leq 1.25\% \text{ @ } 890 - 1000\text{nm} \end{aligned}$$

Data outside this range is not guaranteed and is for reference only.

[Click Here to Download Data](#)

N-BK7 with VIS 0° Coating Typical Transmission



Typical transmission of a 3mm thick N-BK7 window with 0° (425–675nm) coating at 0° AOI.

The blue shaded region indicates the coating design wavelength range, with the following specification:

$$R_{avg} \leq 0.4\% \text{ @ } 425 - 675\text{nm}$$

Data outside this range is not guaranteed and is for reference only.

[Click Here to Download Data](#)

N-BK7 with YAG-BBAR Coating Typical Transmission



Typical transmission of a 3mm thick N-BK7 window with YAG-BBAR (500–1100nm) coating at 0° AOI.

The blue shaded region indicates the coating design wavelength range, with the following specification:

$$R_{abs} \leq 0.25\% \text{ @ } 532\text{nm}$$

$$R_{abs} \leq 0.25\% \text{ @ } 1064\text{nm}$$

$$R_{avg} \leq 1.0\% \text{ @ } 500 - 1100\text{nm}$$

Data outside this range is not guaranteed and is for reference only.

[Click Here to Download Data](#)

N-BK7 with NIR I Coating Typical Transmission



Typical transmission of a 3mm thick N-BK7 window with I (600 – 1050nm) coating at 0° AOI.

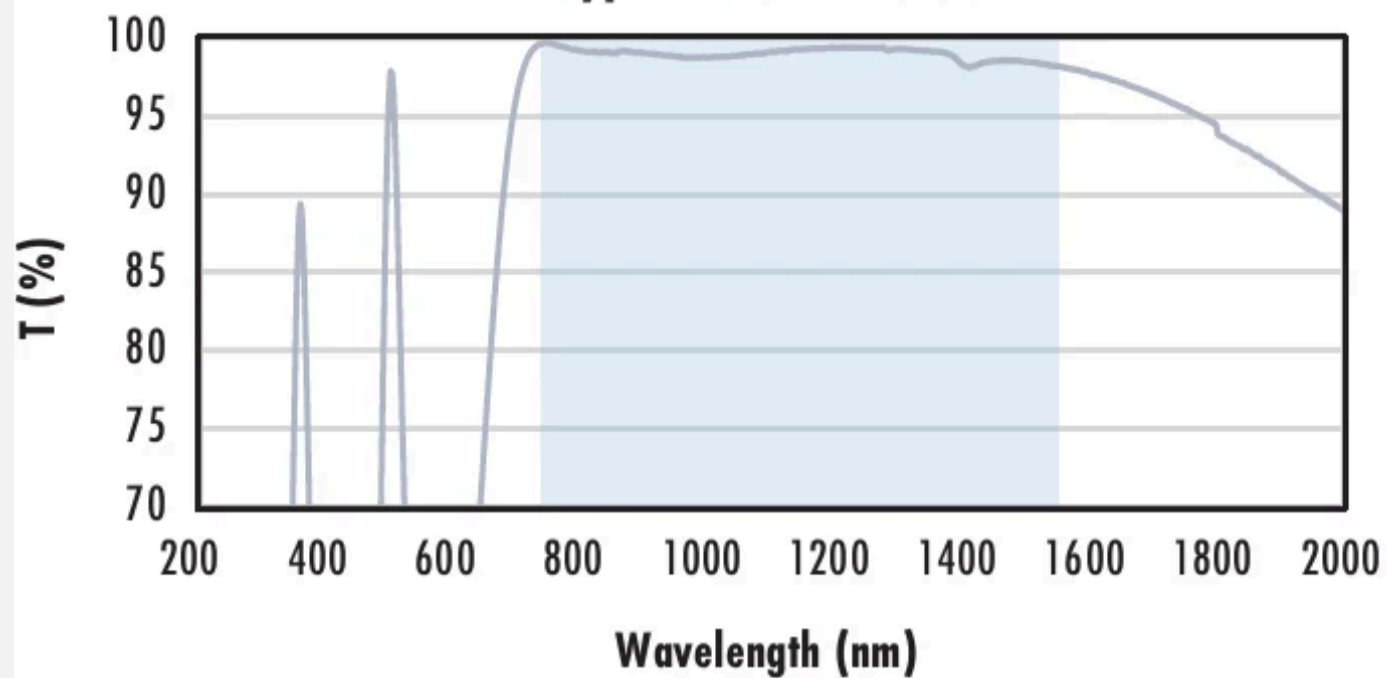
The blue shaded region indicates the coating design wavelength range, with the following specification:

$$R_{avg} \leq 0.5\% \text{ @ } 600 - 1050\text{nm}$$

Data outside this range is not guaranteed and is for reference only.

[Click Here to Download Data](#)

N-BK7 with NIR II Coating Typical Transmission



Typical transmission of a 3mm thick N-BK7 window with II (750 - 1550nm) coating at 0° AOI.

The blue shaded region indicates the coating design wavelength range, with the following specification:

$R_{abs} \leq 1.5\%$ @ 750 - 800nm
 $R_{abs} \leq 1.0\%$ @ 800 - 1550nm
 $R_{avg} \leq 0.7\%$ @ 750 - 1550nm


Data outside this range is not guaranteed and is for reference only.

[Click Here to Download Data](#)

Related Products



Optical Lenses



UV Fused Silica Plano-Convex (PCX) Lenses - YAG-BBAR Coated



Laser Lenses



YAG-BBAR Coated Double-Convex (DCX) Lenses

Frequently Purchased Together



#34-184 - 25.0mm Dia. x 200.0mm FL, YAG-BBAR Coated, Plano-Convex Lens
£43.20

Qty



#33-213 - 25mm Dia. x 200mm FL, YAG-BBAR Coated, Achromatic Lens
£102.40

Qty



#33-211 - 25mm Dia. x 100mm FL, YAG-BBAR Coated, Achromatic Lens
£102.40

Qty

































#33-212 - 25mm Dia. x 150mm FL, YAG-BBAR Coated, Achromatic Lens
£102.40

Qty

Compatible Mounts

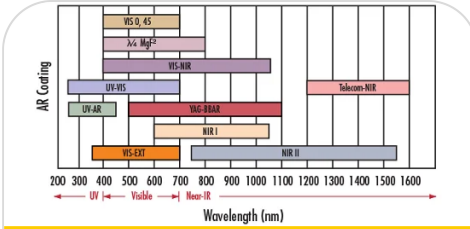
	Title	Type	Compare	Stock Number	Price	Buy
	25.0/25.4mm Optic Dia., SM1 Thin Mount, M4	Fixed		#13-787	£16.80 Request Quote	9 In Stock <input type="text" value="1"/>

	Title	Type	Compare	Stock Number	Price	Buy
MORE+ 	25.0/25.4mm Optic Dia., SM1 Thin Mount, 8-32	Fixed		#13-788	£16.80 Request Quote	20+ In Stock <input type="text" value="1"/> 
MORE+ 	25.0mm Optic Dia., Optic Mount	Fixed		#64-560	£26.20 Request Quote	CONTACT US <input type="text" value="1"/> 
MORE+ 	25mm Thin Inner Single Optic Mount	Fixed		#38-755	£32.80 Request Quote	14 In Stock <input type="text" value="1"/> 
MORE+ 	30mm Cage 25/25.4mm Diameter Lens Mount	Fixed		#85-587	£34.80 Request Quote	20+ In Stock <input type="text" value="1"/> 
MORE+ 	30mm Cage 25/25.4mm Diameter Thick Lens Mount	Fixed		#85-588	£36.60 Request Quote	20+ In Stock <input type="text" value="1"/> 
MORE+ 	25.0/25.4mm Optic Dia., L-Slot Direct Mount	Fixed		#36-410	£54.40 Request Quote	15 In Stock <input type="text" value="1"/> 
MORE+ 	25.0/25.4mm Optic Dia., Side Flange Direct Mount	Fixed		#36-414	£56.80 Request Quote	20+ In Stock <input type="text" value="1"/> 
MORE+ 	25/25.4mm Diameter, T-Mount Thin Optic Mount	Fixed		#52-292	£57.60 Request Quote	CONTACT US <input type="text" value="1"/> 
MORE+ 	25mm Thin Inner Pair Optic Mounts	Fixed		#11-052	£64.40 Request Quote	3 In Stock <input type="text" value="1"/> 
MORE+ 	25mm Thick Inner Pair Optic Mounts	Fixed		#11-054	£64.40 Request Quote	5 In Stock <input type="text" value="1"/> 
MORE+ 	25/25.4mm Diameter, C-Mount Thin Optic Mount	Fixed		#56-353	£79.20 Request Quote	20+ In Stock <input type="text" value="1"/> 
MORE+ 	25.0/25.4mm Optic Dia., L-Slot and Rotation Direct Mount	Adjustable - Rotary		#36-411	£81.60 Request Quote	5 In Stock <input type="text" value="1"/> 
MORE+ 	25.0/25.4mm Optic Dia., X-Y Translating Optic Mount	Adjustable - Linear (XY)		#62-956	£220.80 Request Quote	CONTACT US <input type="text" value="1"/> 
MORE+ 	25.0/25.4mm Optic Dia., X-Y-Z Translating Optic Mount	Adjustable - Linear (XYZ)		#62-959	£432.00 Request Quote	6 In Stock <input type="text" value="1"/> 
MORE+ 	25.0/25.4mm Optic Dia., 5 Axes Optical Mount	Adjustable - Linear (XYZ) & Tip-Tilt		#13-776	£604.00 Request Quote	2 In Stock <input type="text" value="1"/> 

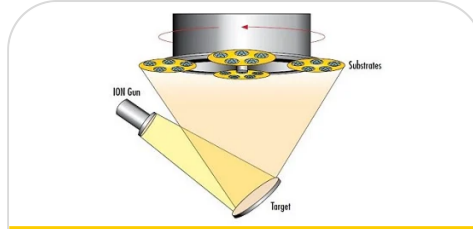
Check out our full selection of mounts [here](#).

Resources

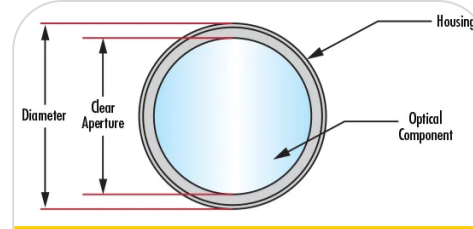
- Application Note
- Technical Tool
- Trending in Optics
- FAQ
- Glossary
- Video



APPLICATION NOTE
Anti-Reflection (AR) Coatings



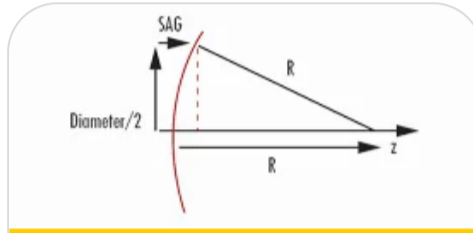
APPLICATION NOTE
An Introduction to Optical Coatings



APPLICATION NOTE
Understanding Optical Specifications



APPLICATION NOTE
Lens Geometry Performance Comparison



TECHNICAL TOOL
SAG Calculator



TRENDING IN OPTICS
Future of Spherical Lenses

[View More](#)