

**TECHSPEC® 17.5mm FL f/5.6, Blue Series M12 Lens**



17.5mm FL Blue Series M12 Lens



Stock #83-943 **20+ In Stock**

⊖ 1 ⊕ £63<sup>00</sup>

**ADD TO CART**

Volume Pricing	
Qty 1-49	£63.00 each
Qty 50+	£50.00 each
Need More?	<a href="#">Request Quote</a>

! Prices shown are exclusive of VAT/local taxes

Product Downloads

**General**

Blue Series **Product Family:**

M12 Imaging Lens **Type:**

**IR Cut Filter:**

No

**Imaging Lens Type:**

High Performance M12 Lens

**Physical & Mechanical Properties**

Fixed **Iris Option:**

20.70 **Length (mm):**

14 **Maximum Diameter (mm):**

14 **Outer Diameter (mm):**

7 **Weight (g):**

**Optical Properties**

**Horizontal Field of View @ Max Sensor Format:**  
23.1°

**Field of View at Max Sensor Format:**  
Horizontal: 57.0mm - 23.1°  
Vertical: 38mm - 15.6°  
Diagonal: 63.3mm - 25.6°

**Horizontal Field of View, 1/1.8" Sensor:**  
57.0mm - 23.1°

**Horizontal Field of View, 1/2" Sensor:**  
50.7mm - 20.6°

**Horizontal Field of View, 1/2.5" Sensor:**  
45.9mm - 18.7°

**Horizontal Field of View, 1/3" Sensor:**  
38.0mm - 15.6°

**Horizontal Field of View, 1/4" Sensor:**  
28.5mm - 11.7°

9.00 **Maximum Image Circle (mm):**

0.0096 **Numerical Aperture NA, Object Side:**

6(5) **Number of Elements (Groups):**

400 - 700 **Wavelength Range (nm):**

17.50 **Focal Length FL (mm):**

150 - ∞ **Working Distance (mm):**

f/5.6 **Aperture (f/#):**

0.76 @ Full Field **Distortion (%):**

5.8 - 4.9 **Back Focal Length BFL (mm):**

M4 MgF<sub>2</sub> @ 550nm **Coating Specification:**

13.01 **Entrance Pupil Position (mm):**

5.57 **Object Space Principal Plane (mm):**

-12.71 **Image Space Principal Plane (mm):**

-0.76 **Maximum Distortion (%):**

-7.49 **Exit Pupil Position (mm):**

VIS **Lens Wavelength Range:**

**Sensor**

1/1.8" **Maximum Sensor Format:**

1.40 **Pixel Size (µm):**

**Threading & Mounting**

N/A **Filter Thread:**

S-Mount (M12 x0.5)

Mount:

## Regulatory Compliance

Compliant

RoHS 2015:

View

Certificate of Conformance:

Compliant

Reach 247:

## Product Details

- Up to 1/2", S-Mount Lens
- Up to 5 MegaPixels, 1.4µm Pixel Size Sensors
- High Resolution Board Camera Lens Optimized for Close WD
- 2mm to 35mm Focal Length
- **Ruggedized Designs** Also Available

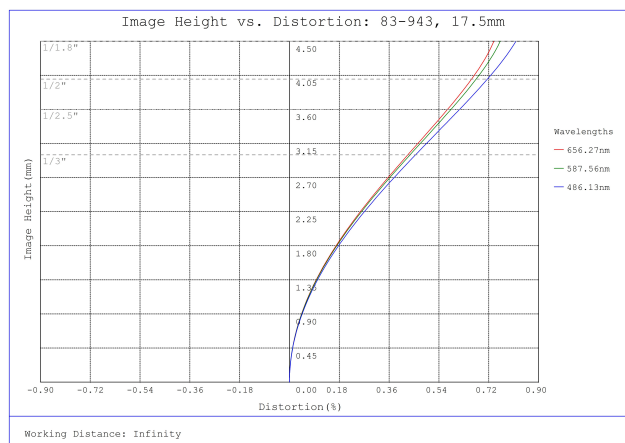
TECHSPEC® Blue Series M12 Lenses feature high resolution performance, along with the same great versatility of our **TECHSPEC® Green Series M12 Lenses**. Each lens consists of several precision glass elements mounted in a compact, aluminum housing. These lenses can connect to C-Mount cameras using the M12 x0.5 Adapter for C-Mount Cameras (**#53-675**) or the M12 x0.5 C-Mount Adapter with Rubber O-Ring (**#59-241**) for vibration-sensitive environments. TECHSPEC® Blue Series M12 Lenses are ideal for automotive, industrial, and medical imaging application. Prescription data is available by submitting a **Request for Prescription Form**.

**Note:** Compatible **TECHSPEC® M12 Imaging Lens Accessories** available.

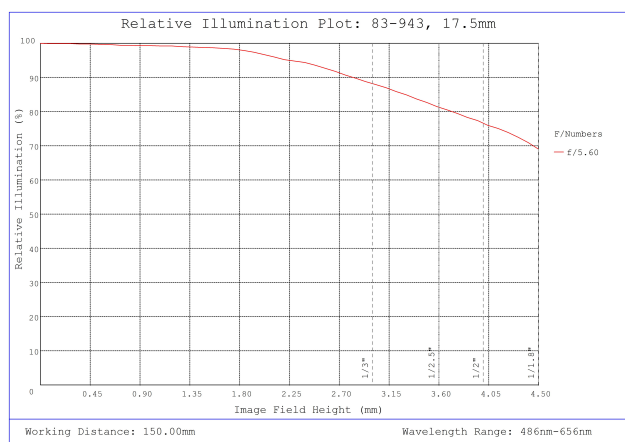
Edmund Optics has created multiple product families of our TECHSPEC® M12 S-Mount Lenses, which are designed to provide high resolution. These high performance lenses feature precision glass designs in a metal housing and have optimized specifications between each product family to meet your application needs.

- Blue Series M12 Lenses: High resolution finite conjugate designs optimized for machine vision working distances.
- **Rugged Blue Series M12 Lenses:** Stabilized ruggedization versions of our Blue Series M12 Lenses, utilizing the same optics.
- **Green Series M12 Lenses:** Finite conjugate designs optimized for machine vision working distances.
- **Red Series M12 Lenses:** Infinite conjugate designs optimized for high resolution performance out to infinity.
- **HEO Series M12 Lenses:** Harsh Environment Optics (HEO) sealed versions of our Red Series M12 Lenses.
- **Liquid Lens M12 Lenses:** Integrated liquid lens for fast electronic focus.

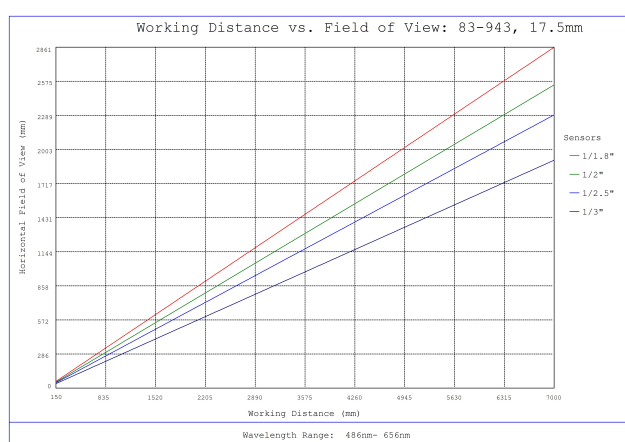
## Technical Information



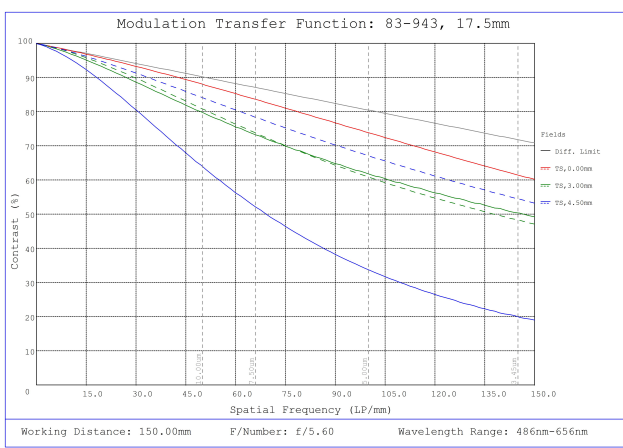
#83-943, 17.5mm FL f/5.6, Blue Series M12 Lens, Distortion Plot



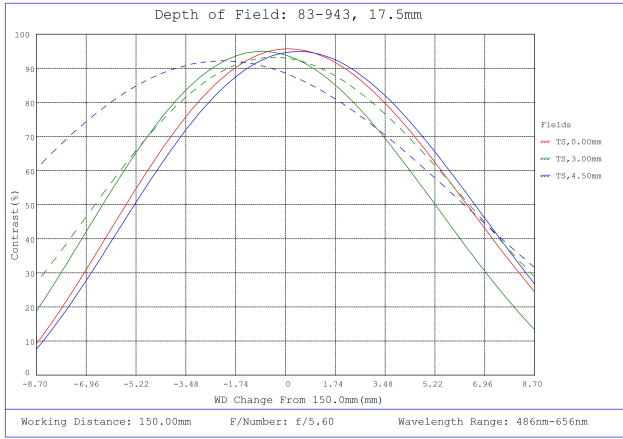
#83-943, 17.5mm FL f/5.6, Blue Series M12 Lens, Relative Illumination Plot



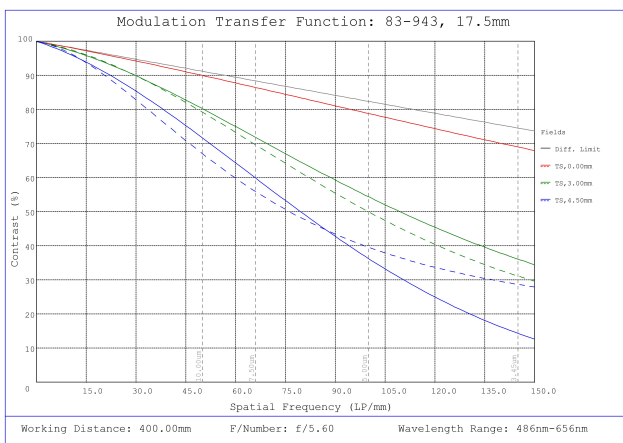
#83-943, 17.5mm FL f/5.6, Blue Series M12 Lens, Working Distance versus Field of View Plot



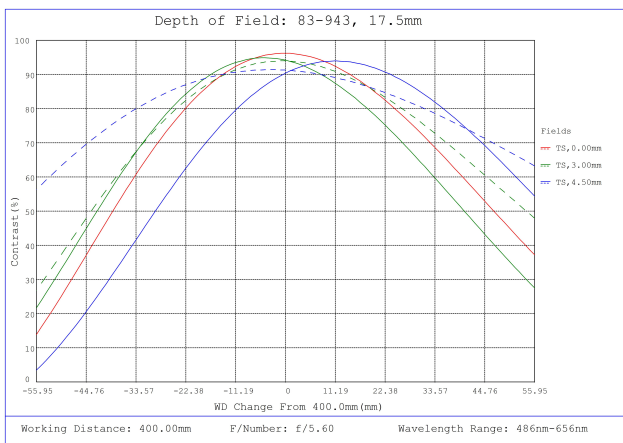
#83-943, 17.5mm FL f/5.6, Blue Series M12 Lens, Modulated Transfer Function (MTF) Plot, 150mm Working Distance, f5.6



#83-943, 17.5mm FL f/5.6, Blue Series M12 Lens, Depth of Field Plot, 150mm Working Distance, f5.6



#83-943, 17.5mm FL f/5.6, Blue Series M12 Lens, Modulated Transfer Function (MTF) Plot, 400mm Working Distance, f5.6



#83-943, 17.5mm FL f/5.6, Blue Series M12 Lens, Depth of Field Plot, 400mm Working Distance, f5.6

Focal Length	A	B	C*	D
2.0mm	18.0mm	21.7mm	2.26mm	4.75mm
3.0mm	14.0mm	17.1mm	4.8 - 4.7mm	5.8mm
4.0mm	14.0mm	19.7mm	6.1 - 6.0mm	4.4mm
5.0mm	14.0mm	14.6mm	4.0 - 3.9mm	3.7mm
6.0mm	14.0mm	14.1mm	6.9 - 6.8mm	4.5mm
8.0mm	14.0mm	12.3mm	8.8 - 8.6mm	3.7mm
10.0mm	14.0mm	17.0mm	6.6 - 6.3mm	3.7mm

12.5mm	15.0mm	22.9mm	10.1 - 9.7mm	4.8mm
17.5mm	14.0mm	20.7mm	5.8 - 4.9mm	7.6mm
25.0mm	18.0mm	30.0mm	8.5 - 6.5mm	11.5mm
35.0mm	18.0mm	29.5mm	18.72 - 14.0mm	14.5mm



\*Specified for Optimized Working Distance of 150 - 250mm.

;