

[« See all 413 Products in Family](#)

[All Products](#) / [Optics](#) / [Optical Lenses](#) / [Plano-Convex \(PCX\) Lenses](#)
/ [Standard Plano-Convex \(PCX\) Lenses](#) / [YAG-BBAR Coated Plano-Convex \(PCX\) Lenses](#)

TECHSPEC®

15.0mm Dia. x 18.0mm FL, Inked, YAG-BBAR Coated Plano-Convex Lens



Stock #88-853-INK [CONTACT US](#) [Other Coating Options](#)

- 1 + £49^{.60}

ADD TO CART

YAG-BBAR Coated Plano-Convex (PCX) Lenses



Volume Pricing	
Qty 1-9	£49.60 each
Qty 10-24	£44.80 each
Qty 25-49	£39.80 each
Need More?	Request Quote

Prices shown are exclusive of VAT/local taxes

Product Downloads

- STEP:stp Curve:pdf
- PDF Drawing:pdf
- ISO 10110 Drawing
- IGES:igs Curve (xlsx):xlsx
- Zemax:zar Zemax:zmx
- eDrawing:eprt Code V:seq
- EO Spec Sheet

General

Type: Plano-Convex Lens

Physical & Mechanical Properties

Diameter (mm):	15.00 ±0.025	Centering (arcmin):	<1
Center Thickness CT (mm):	4.00 ±0.10	Edge Thickness ET (mm):	1.40
Clear Aperture CA (mm):	14	Bevel:	Protective as needed

Optical Properties

Effective Focal Length EFL (mm):	18.00 @ 587.6nm	Back Focal Length BFL (mm):	15.61
Coating:	YAG-BBAR (500-1100nm)	Coating Specification:	R _{abs} <0.25% @ 532nm R _{abs} <0.25% @ 1064nm R _{avg} <1.0% @ 500 - 1100nm
Substrate: ⓘ	N-SF5	Surface Quality:	40-20
Power (P-V) @ 632.8nm:	1.5λ	Irregularity (P-V) @ 632.8nm:	λ/4
Focal Length Tolerance	±1	Radius R₁ (mm):	12.11

(%):			
f/#:	1.2	Numerical Aperture NA:	0.42
Wavelength Range (nm):	532 - 1100	Damage Threshold, By Design:	5 J/cm ² @ 532nm, 10ns

Regulatory Compliance

Certificate of Conformance: [View](#)

Need different specs or modifications?

Edmund Optics offers comprehensive custom manufacturing services for optical and imaging components tailored to your specific application requirements. Whether in the prototyping phase or preparing for full-scale production, we provide flexible solutions to meet your needs. Our experienced engineers are here to assist—from concept to completion.

Our capabilities include:

- Custom dimensions, materials, coatings, and more
- High-precision surface quality and flatness
- Tight tolerances and complex geometries
- Scalable production—from prototype to volume

Learn more about our [custom manufacturing capabilities](#) or submit an inquiry [here](#).

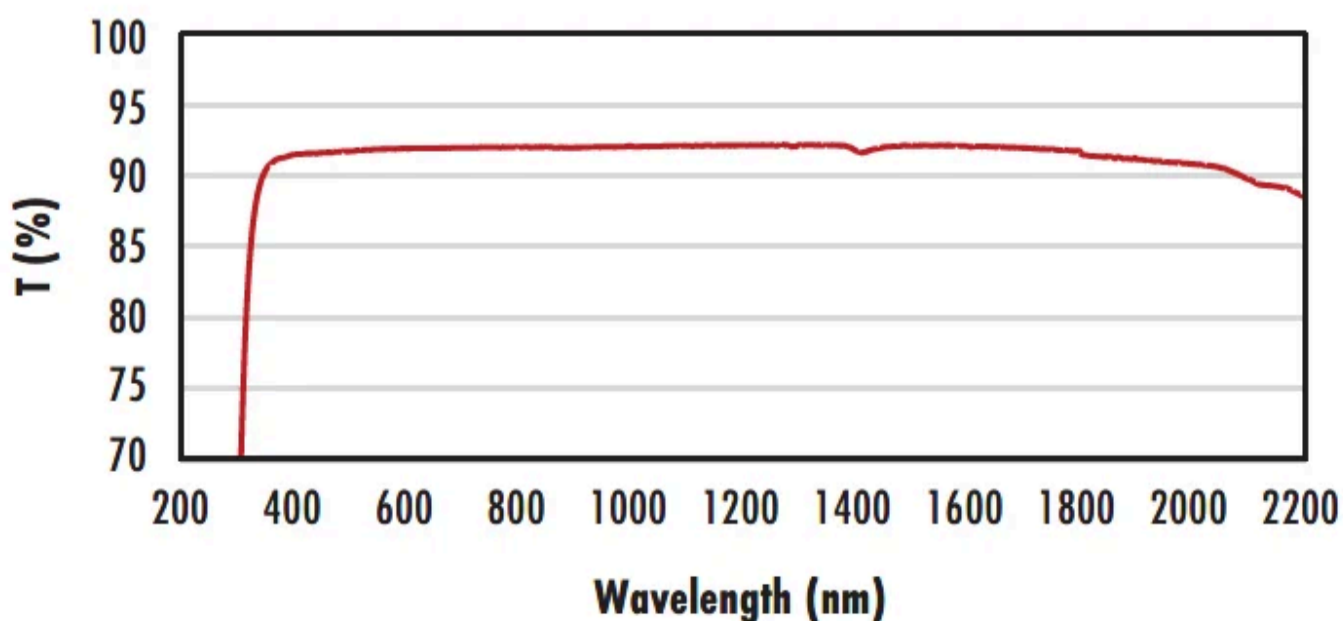
Product Details

- Optimized for R<0.25% @ Both 532nm and 1064nm
- AR Coated to Provide <1.0% Reflectance per Surface for 500 - 1100nm
- Designed for 0° Angle of Incidence
- Various PCX Coating Options: [Uncoated](#), [MgF₂](#), [VIS 0°](#), [VIS-NIR](#), [NIR I](#), [NIR II](#), and [VIS-EXT](#)

TECHSPEC® YAG-BBAR Coated Plano-Convex (PCX) Lenses have a positive focal length, making them ideal for collecting and focusing light in imaging applications. They are also useful in a variety of applications involving emitters, detectors, lasers, and fiber optics. TECHSPEC® YAG-BBAR Coated Plano-Convex (PCX) Lenses are available in a wide variety of diameters and focal lengths. Identical designs of these PCX lenses are also offered [uncoated](#) or with broadband anti-reflective (BBAR) coatings, which include [MgF₂](#), [VIS 0°](#), [VIS-NIR](#), [NIR I](#), [NIR II](#), and [VIS-EXT](#).

Technical Information

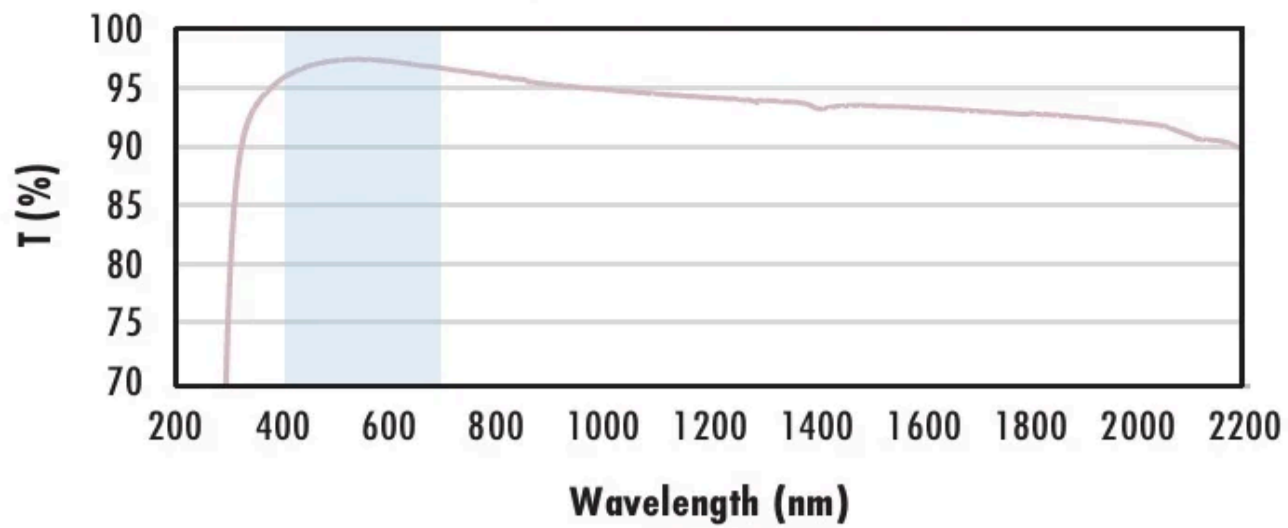
Uncoated N-BK7 Typical Transmission



Typical transmission of a 3mm thick, uncoated N-BK7 window across the UV - NIR spectra.

[Click Here to Download Data](#)

N-BK7 with MgF₂ Coating Typical Transmission



Typical transmission of a 3mm thick N-BK7 window with MgF₂ (400-700nm) coating at 0° AOI.

The blue shaded region indicates the coating design wavelength range, with the following specification:

$$R_{avg} \leq 1.75\% \text{ @ } 400 - 700\text{nm (N-BK7)}$$

Data outside this range is not guaranteed and is for reference only.

[Click Here to Download Data](#)

N-BK7 with VIS-EXT Coating Typical Transmission



Typical transmission of a 3mm thick N-BK7 window with VIS-EXT (350-700nm) coating at 0° AOI.

The blue shaded region indicates the coating design wavelength range, with the following specification:

$$R_{avg} \leq 0.5\% \text{ @ } 350 - 700\text{nm}$$

Data outside this range is not guaranteed and is for reference only.

[Click Here to Download Data](#)

N-BK7 with VIS-NIR Coating Typical Transmission



Typical transmission of a 3mm thick N-BK7 window with VIS-NIR (400-1000nm) coating at 0° AOI.

The blue shaded region indicates the coating design wavelength range, with the following specification:

$$R_{abs} \leq 0.25\% \text{ @ } 880\text{nm}$$

$$R_{avg} \leq 1.25\% \text{ @ } 400 - 870\text{nm}$$

$$R_{avg} \leq 1.25\% \text{ @ } 890 - 1000\text{nm}$$

Data outside this range is not guaranteed and is for reference only.

[Click Here to Download Data](#)

N-BK7 with VIS 0° Coating Typical Transmission



Typical transmission of a 3mm thick N-BK7 window with 0° (425–675nm) coating at 0° AOI.

The blue shaded region indicates the coating design wavelength range, with the following specification:

$$R_{avg} \leq 0.4\% \text{ @ } 425 - 675\text{nm}$$

Data outside this range is not guaranteed and is for reference only.

[Click Here to Download Data](#)

N-BK7 with YAG-BBAR Coating Typical Transmission



Typical transmission of a 3mm thick N-BK7 window with YAG-BBAR (500–1100nm) coating at 0° AOI.

The blue shaded region indicates the coating design wavelength range, with the following specification:

$$R_{abs} \leq 0.25\% \text{ @ } 532\text{nm}$$

$$R_{abs} \leq 0.25\% \text{ @ } 1064\text{nm}$$

$$R_{avg} \leq 1.0\% \text{ @ } 500 - 1100\text{nm}$$

Data outside this range is not guaranteed and is for reference only.

[Click Here to Download Data](#)

N-BK7 with NIR I Coating Typical Transmission



Typical transmission of a 3mm thick N-BK7 window with I (600 – 1050nm) coating at 0° AOI.

The blue shaded region indicates the coating design wavelength range, with the following specification:

$$R_{avg} \leq 0.5\% \text{ @ } 600 - 1050\text{nm}$$

Data outside this range is not guaranteed and is for reference only.

[Click Here to Download Data](#)

N-BK7 with NIR II Coating Typical Transmission



Typical transmission of a 3mm thick N-BK7 window with II (750 - 1550nm) coating at 0° AOI.

The blue shaded region indicates the coating design wavelength range, with the following specification:

$R_{abs} \leq 1.5\%$ @ 750 - 800nm
 $R_{abs} \leq 1.0\%$ @ 800 - 1550nm
 $R_{avg} \leq 0.7\%$ @ 750 - 1550nm


Data outside this range is not guaranteed and is for reference only.

[Click Here to Download Data](#)

Related Products



Optical Lenses



UV Fused Silica Plano-Convex (PCX) Lenses - YAG-BBAR Coated





Laser Lenses



YAG-BBAR Coated Double-Convex (DCX) Lenses

Compatible Mounts

	Title	Type	Compare	Stock Number	Price	Buy
MORE+ 	15.0mm Optic Dia., Optic Mount	Fixed		#64-557	£26.20 Request Quote	10 In Stock <input type="text" value="1"/> 

Check out our full selection of mounts [here](#).

Resources

Media Type

- Application Note
- Technical Tool
- Trending in Optics
- FAQ

 APPLICATION NOTE

Anti-Reflection (AR) Coatings

 APPLICATION NOTE

An Introduction to Optical Coatings

 APPLICATION NOTE

Understanding Optical Specifications

Glossary

Video

 APPLICATION NOTE

Lens Geometry
Performance
Comparison

 TECHNICAL TOOL

SAG Calculator

 TRENDING IN OPTICS

Future of
Spherical
Lenses

[View More](#)