

TECHSPEC[®] 12mm Dia. x -35mm FL, UV-AR Coated, UV DCV Lens



UV Fused Silica Plano-Concave (PCV) Lenses



Stock **#48-060** [CONTACT US](#)

[Other Coating Options](#)

-

1

+

£128⁰⁰

ADD TO CART

Volume Pricing	
Qty 1-5	£128.00 each
Qty 6-25	£102.40 each
Qty 26-49	£96.80 each
Need More?	Request Quote

ⓘ Prices shown are exclusive of VAT/local taxes

Product Downloads

SPECIFICATIONS

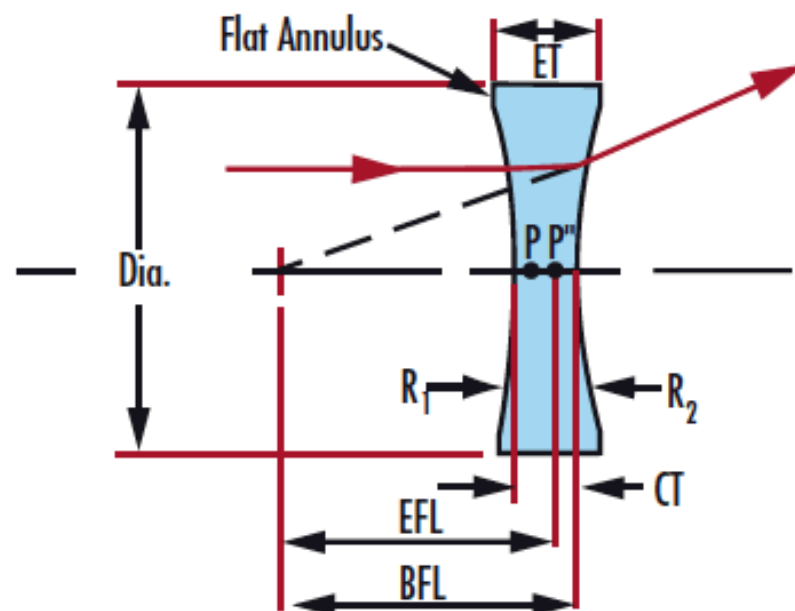
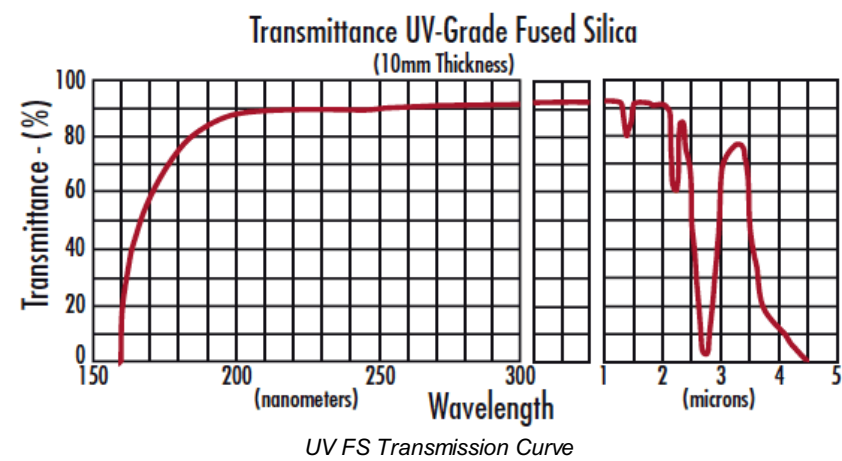
General	
Double-Concave Lens	Type:
Max. Flat Annulus is 0.3mm	Note:
Physical & Mechanical Properties	
12.00 +0.0/-0.025	Diameter (mm):
2.00	Center Thickness CT (mm):
±0.05	Center Thickness Tolerance (mm):
<1	Centering (arcmin):
11.0	Clear Aperture CA (mm):
3.01	Edge Thickness ET (mm):
Optical Properties	
-35.00	Effective Focal Length EFL (mm):
Fused Silica (Corning 7980)	Substrate: <input type="checkbox"/>
2.92	f/#:
0.17	Numerical Aperture NA:
UV-AR (250-425nm)	Coating:
250 - 425	Wavelength Range (nm):
-35.68	Back Focal Length BFL (mm):
<div>R_{abs} ≤1.0% @ 250 - 425nm R_{avg} ≤0.75% @ 250 - 425nm R_{avg} ≤0.5% @ 370 - 420nm</div>	Coating Specification:
587.6	Focal Length Specification Wavelength (nm):
±2	Focal Length Tolerance (%):
-32.40	Radius R ₁ =R ₂ (mm):
40-20	Surface Quality:
3 J/cm ² @ 355nm, 10ns	Damage Threshold, Reference: <input type="checkbox"/>
1.5λ	Power (P-V) @ 632.8nm:
λ/4	Irregularity (P-V) @ 632.8nm:
Regulatory Compliance	
Compliant	RoHS 2015:
View	Certificate of Conformance:
Compliant	Reach 235:

PRODUCT DETAILS

- Negative Focal Lengths for Beam Expansion or Light Projection Applications
- Wavelength Range of 200 - 2200nm
- Popular UV-AR Coating Option Available

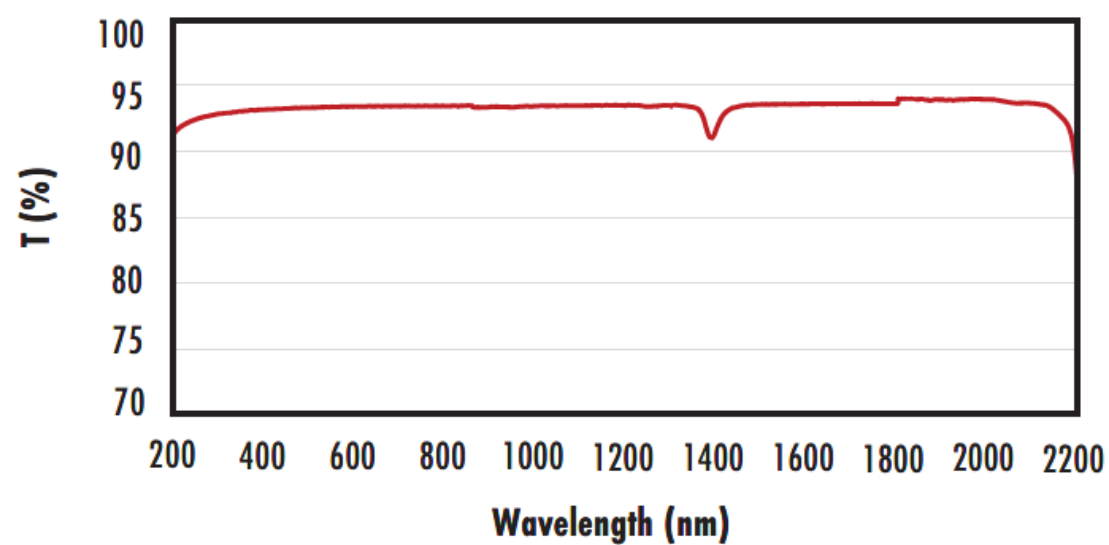
TECHSPEC® UV Fused Silica Double-Concave (DCV) Lenses are manufactured utilizing state-of-the-art CNC equipment. Zygo's GPI-XP Interferometer is used to ensure the surface accuracy and performance of these optics. UV Grade lenses are precision manufactured using research-grade synthetic fused silica. TECHSPEC® UV Fused Silica Double-Concave (DCV) Lenses, in addition to providing excellent transmission characteristics and higher operating temperatures, synthetic fused silica lenses also exhibit exceptional inclusion specification and chemical purity. These lenses make a superior choice for many laser and imaging applications, particularly those involving ultraviolet wavelengths. A broadband anti-reflection coating is available for optimized throughput in the ultraviolet spectrum.

TECHNICAL INFORMATION



FUSED SILICA

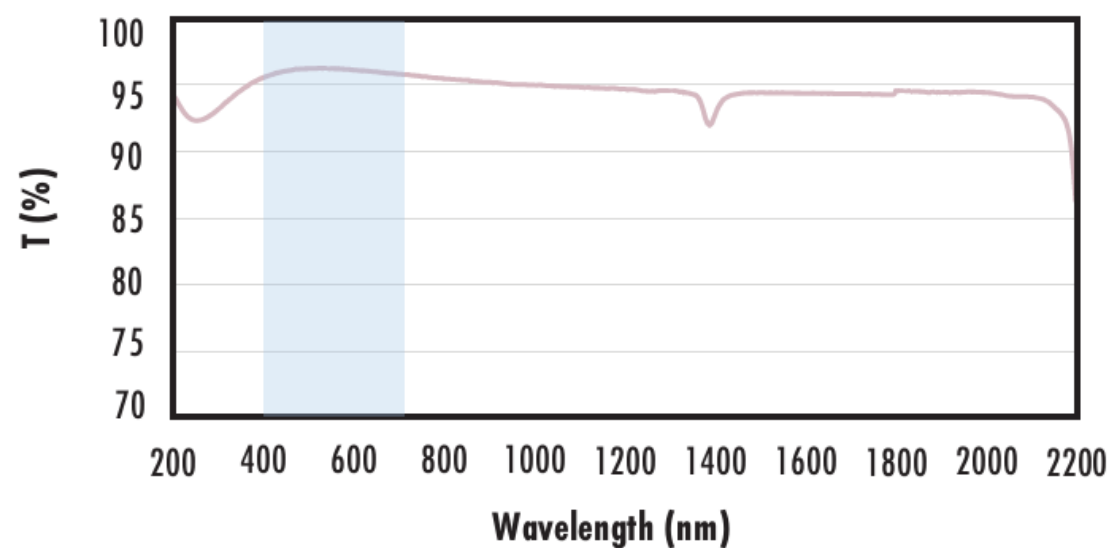
Uncoated Fused Silica
Typical Transmission



Typical transmission of a 3mm thick, uncoated fused silica window across the UV - NIR spectra.

[Click Here to Download Data](#)

Fused Silica with MgF₂ Coating
Typical Transmission



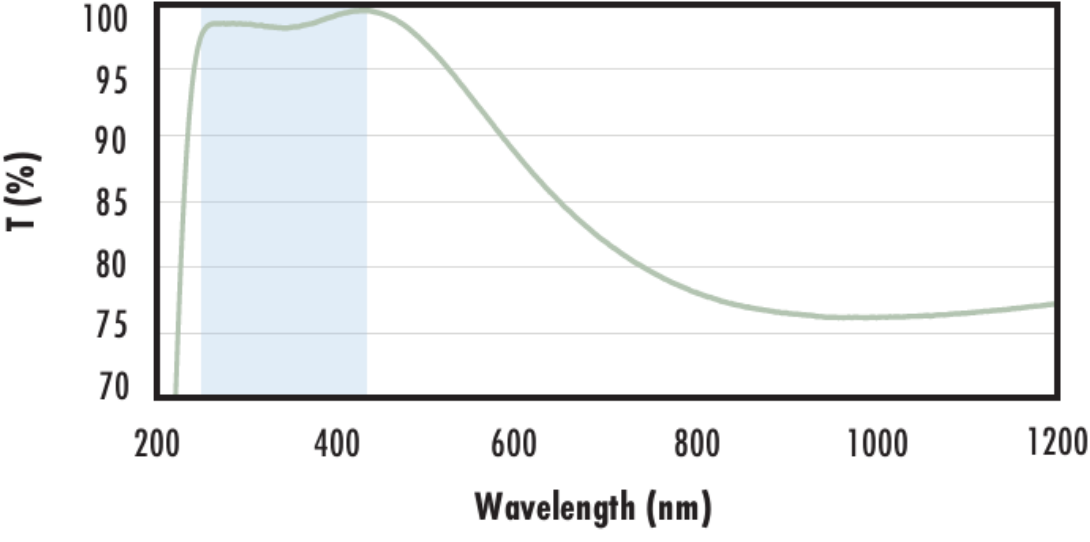
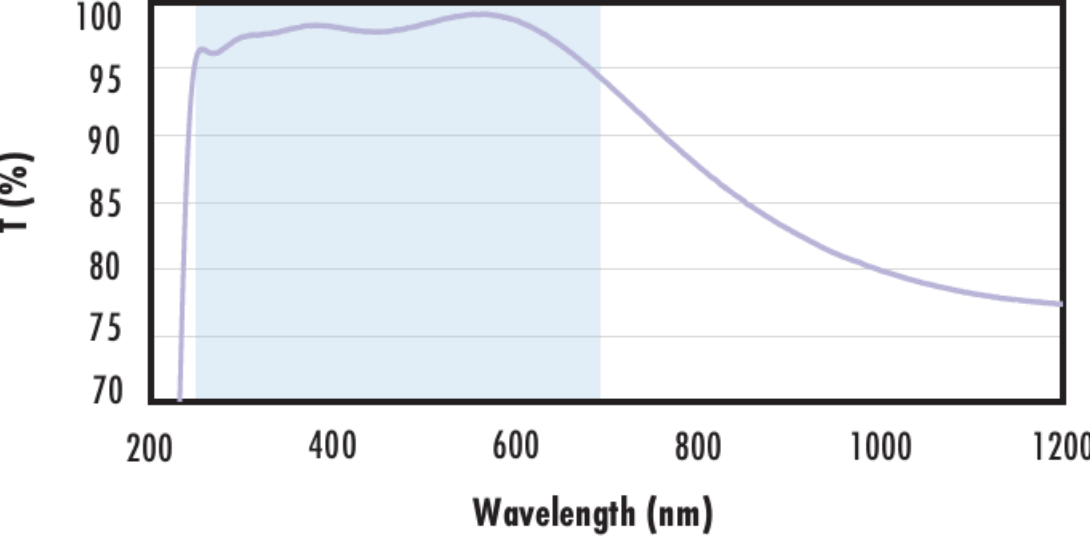
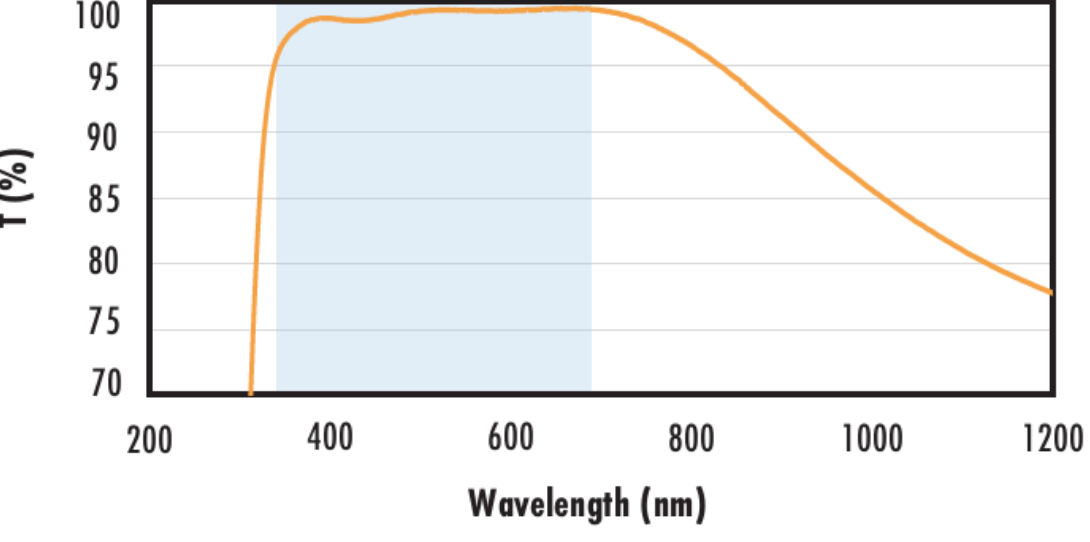
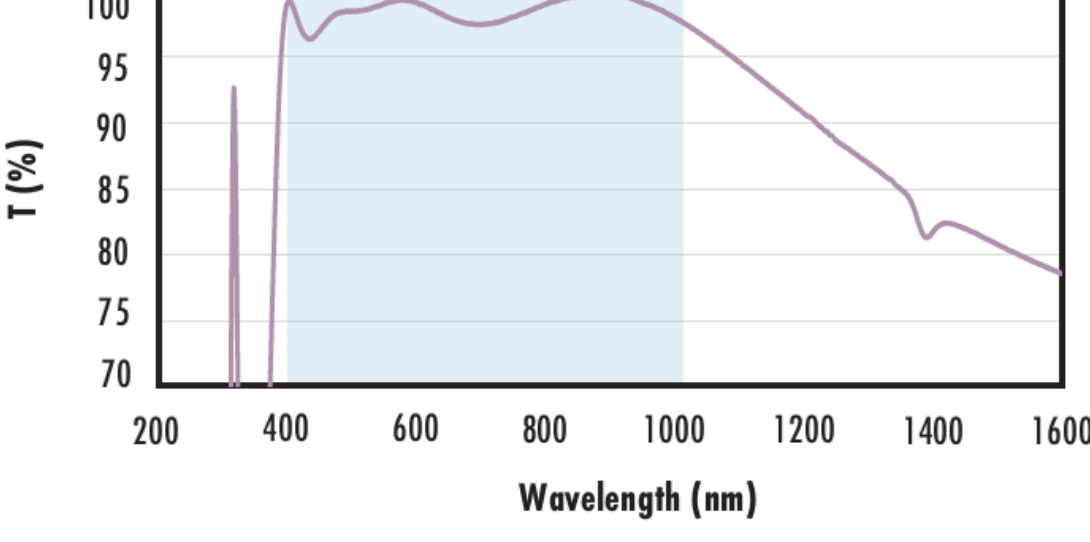
Typical transmission of a 3mm thick fused silica window with MgF₂ (400-700nm) coating at 0° AOI.

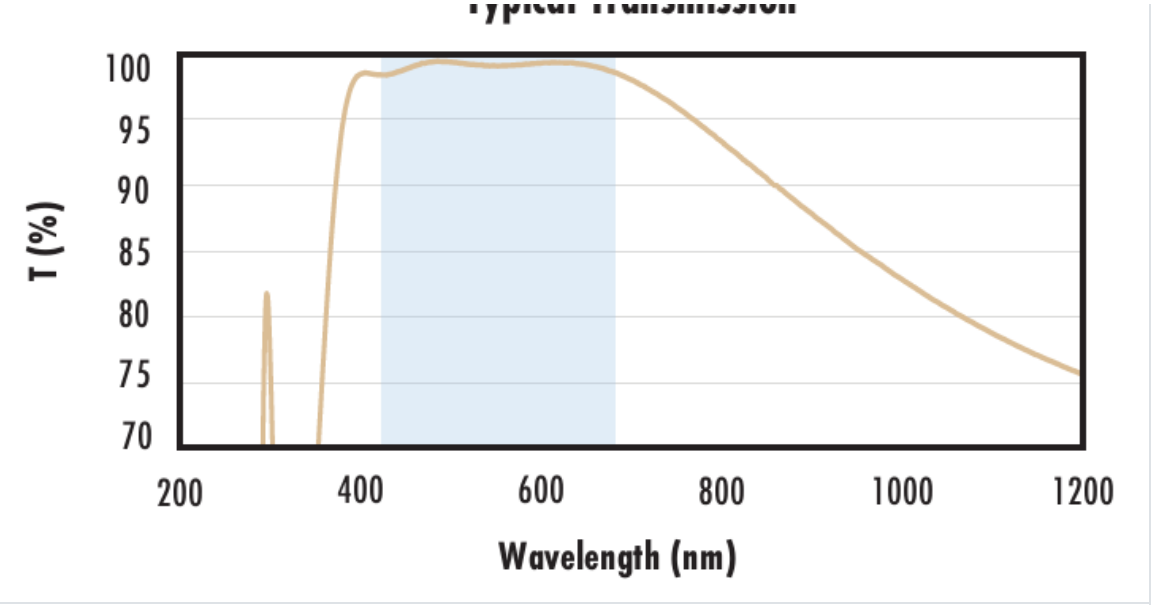
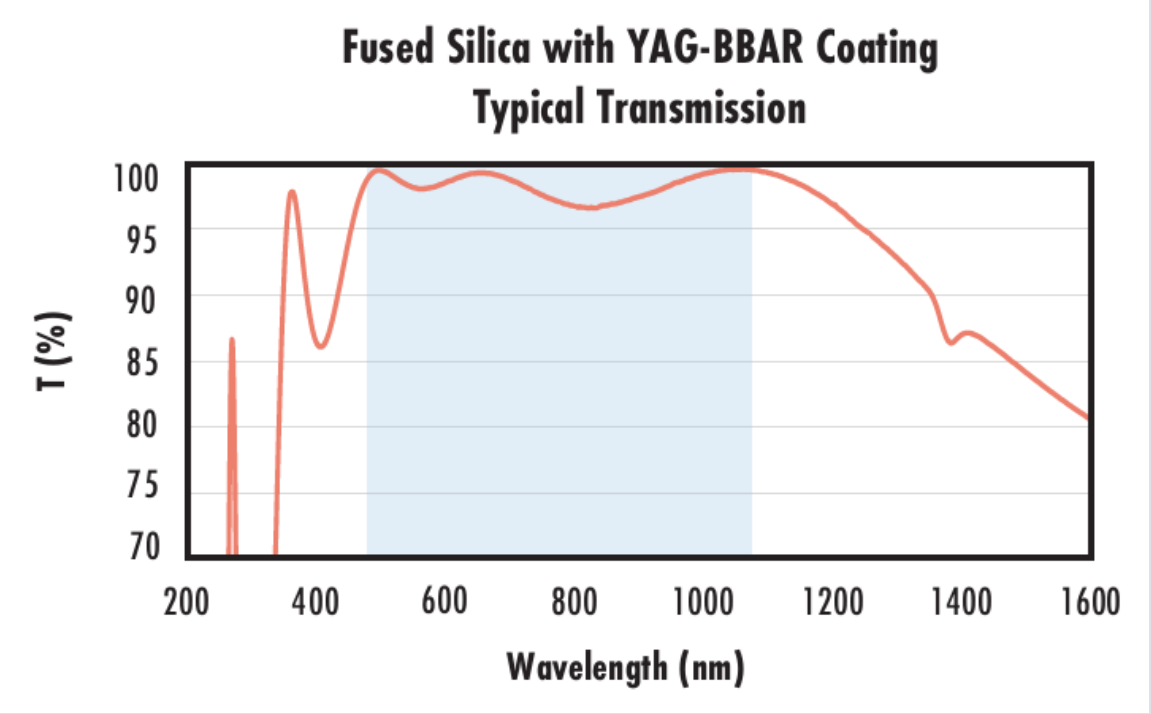
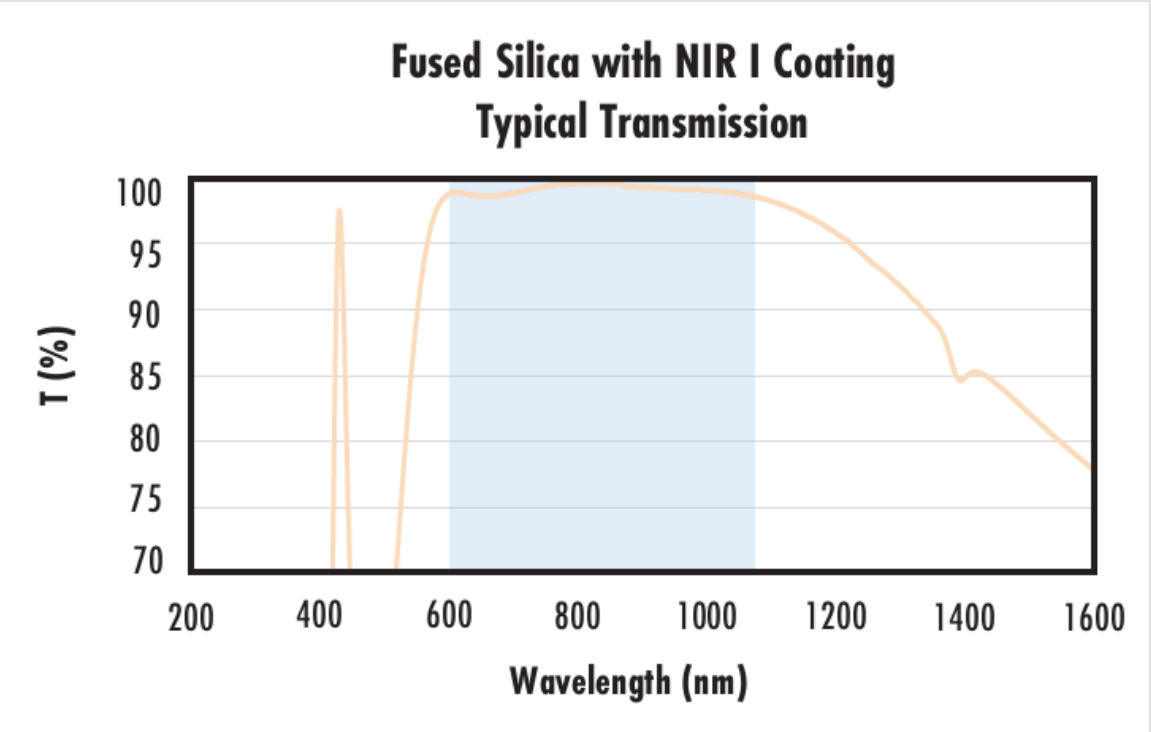
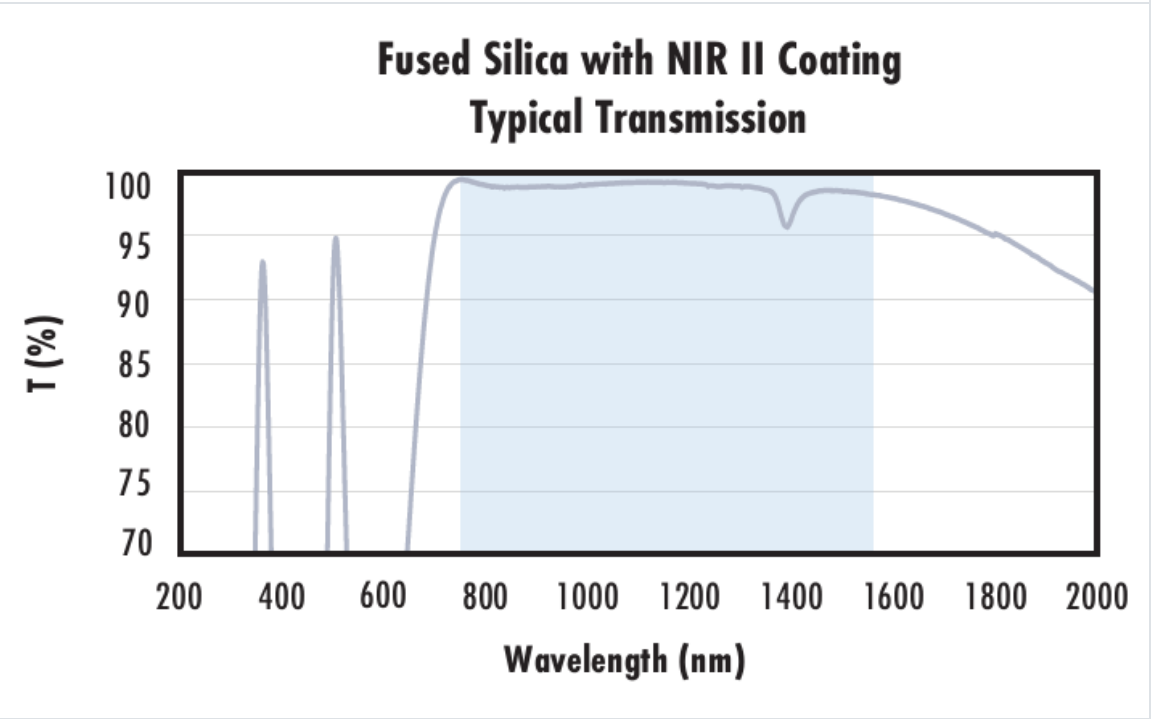
The blue shaded region indicates the coating design wavelength range, with the following specification:

$R_{avg} \leq 1.75\% @ 400 - 700\text{nm (N-BK7)}$

Data outside this range is not guaranteed and is for reference only.

[Click Here to Download Data](#)

<div><div><div>Fused Silica with UV-AR Coating</div><div>Typical Transmission</div><div></div></div></div>	<div><div>Typical transmission of a 3mm thick fused silica window with UV-AR (250-425nm) coating at 0° AOI.</div><div>The blue shaded region indicates the coating design wavelength range, with the following specification:<div><div>$R_{abs} \leq 1.0\%$ @ 250 - 425nm</div><div>$R_{avg} \leq 0.75\%$ @ 250 - 425nm</div><div>$R_{avg} \leq 0.5\%$ @ 370 - 420nm</div></div></div><div>Data outside this range is not guaranteed and is for reference only.</div><div>Click Here to Download Data</div></div>
<div><div><div>Fused Silica with UV-VIS Coating</div><div>Typical Transmission</div><div></div></div></div>	<div><div>Typical transmission of a 3mm thick fused silica window with UV-VIS (250-700nm) coating at 0° AOI.</div><div>The blue shaded region indicates the coating design wavelength range, with the following specification:<div><div>$R_{abs} \leq 1.0\%$ @ 350 - 450nm</div><div>$R_{avg} \leq 1.5\%$ @ 250 - 700nm</div></div></div><div>Data outside this range is not guaranteed and is for reference only.</div><div>Click Here to Download Data</div></div>
<div><div><div>Fused Silica with VIS-EXT Coating</div><div>Typical Transmission</div><div></div></div></div>	<div><div>Typical transmission of a 3mm thick fused silica window with VIS-EXT (350-700nm) coating at 0° AOI.</div><div>The blue shaded region indicates the coating design wavelength range, with the following specification:<div><div>$R_{avg} \leq 0.5\%$ @ 350 - 700nm</div></div></div><div>Data outside this range is not guaranteed and is for reference only.</div><div>Click Here to Download Data</div></div>
<div><div><div>Fused Silica with VIS-NIR Coating</div><div>Typical Transmission</div><div></div></div></div>	<div><div>Typical transmission of a 3mm thick fused silica window with VIS-NIR (400-1000nm) coating at 0° AOI.</div><div>The blue shaded region indicates the coating design wavelength range, with the following specification:<div><div>$R_{abs} \leq 0.25\%$ @ 880nm</div><div>$R_{avg} \leq 1.25\%$ @ 400 - 870nm</div><div>$R_{avg} \leq 1.25\%$ @ 890 - 1000nm</div></div></div><div>Data outside this range is not guaranteed and is for reference only.</div><div>Click Here to Download Data</div></div>
<div><div><div>Fused Silica with VIS 0° Coating</div><div>Typical Transmission</div></div></div>	

<p>Typical Transmission</p> 	<p>Typical transmission of a 3mm thick fused silica window with VIS 0° (425-675nm) coating at 0° AOI.</p> <p>The blue shaded region indicates the coating design wavelength range, with the following specification:</p> <p>$R_{avg} \leq 0.4\% @ 425 - 675\text{nm}$</p> <p>Data outside this range is not guaranteed and is for reference only.</p> <p>Click Here to Download Data</p>
<p>Fused Silica with YAG-BBAR Coating Typical Transmission</p> 	<p>Typical transmission of a 3mm thick fused silica window with YAG-BBAR (500-1100nm) coating at 0° AOI.</p> <p>The blue shaded region indicates the coating design wavelength range, with the following specification:</p> <p>$R_{abs} \leq 0.25\% @ 532\text{nm}$ $R_{abs} \leq 0.25\% @ 1064\text{nm}$ $R_{avg} \leq 1.0\% @ 500 - 1100\text{nm}$</p> <p>Data outside this range is not guaranteed and is for reference only.</p> <p>Click Here to Download Data</p>
<p>Fused Silica with NIR I Coating Typical Transmission</p> 	<p>Typical transmission of a 3mm thick fused silica window with NIR I (600 - 1050nm) coating at 0° AOI.</p> <p>The blue shaded region indicates the coating design wavelength range, with the following specification:</p> <p>$R_{avg} \leq 0.5\% @ 600 - 1050\text{nm}$</p> <p>Data outside this range is not guaranteed and is for reference only.</p> <p>Click Here to Download Data</p>
<p>Fused Silica with NIR II Coating Typical Transmission</p> 	<p>Typical transmission of a 3mm thick fused silica window with NIR II (750 - 1550nm) coating at 0° AOI.</p> <p>The blue shaded region indicates the coating design wavelength range, with the following specification:</p> <p>$R_{abs} \leq 1.5\% @ 750 - 800\text{nm}$ $R_{abs} \leq 1.0\% @ 800 - 1550\text{nm}$ $R_{avg} \leq 0.7\% @ 750 - 1550\text{nm}$</p> <p>Data outside this range is not guaranteed and is for reference only.</p> <p>Click Here to Download Data</p>

CUSTOM

Edmund Optics offers comprehensive custom manufacturing services for optical and imaging components tailored to your specific application requirements. Whether in the prototyping phase or preparing for full-scale production, we provide flexible solutions to meet your needs. Our experienced engineers are here to assist—from concept to completion.

Our capabilities include:

- Custom dimensions, materials, coatings, and more
- High-precision surface quality and flatness
- Tight tolerances and complex geometries
- Scalable production—from prototype to volume

Learn more about our [custom manufacturing capabilities](#) or submit an inquiry [here](#).

COMPATIBLE MOUNTS

