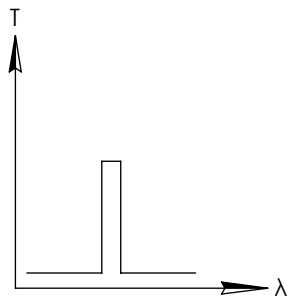
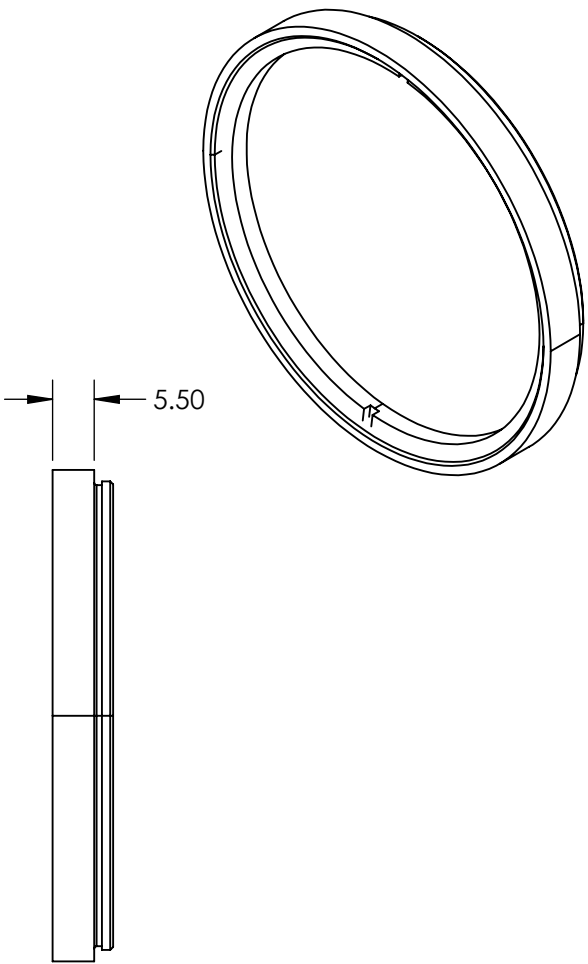
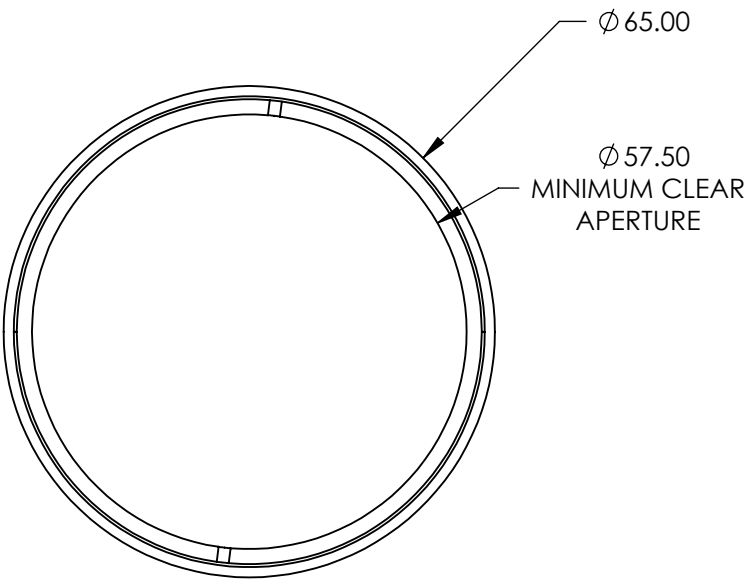


**FOR INFORMATION ONLY:
DO NOT MANUFACTURE
PARTS TO THIS DRAWING**



IMAGING FILTER

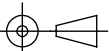


| REV. A | VALUE |
|----------------------------|---|
| CENTER WAVELENGTH (CWL) | 880 ± 2nm |
| FULL WIDTH HALF MAX (FWHM) | 135 ± 2nm |
| AVERAGE TRANSMISSION (%) | ≥90 |
| BLOCKING | 200 - 1200 |
| SURFACE QUALITY | 80-50 |
| CONSTRUCTION | MOUNTED IN BLACK ANODIZED ALUMINUM RING |
| COATING TYPE | HARD COATED |
| DURABILITY | MIL-C-48497A, SECT. 3.4.1 |
| ENVIRONMENTAL | MIL-STD-801F, SECT. 507.4 |

SPECIFICATIONS SUBJECT TO CHANGE WITHOUT NOTICE
DIMENSIONS ARE FOR REFERENCE ONLY

Edmund Optics®

THIRD ANGLE
PROJECTION



TITLE

UV/VIS CUT-OFF M62.0 X 0.75 IMAGING FILTER

DWG NO

89842

SHEET
1 OF 1